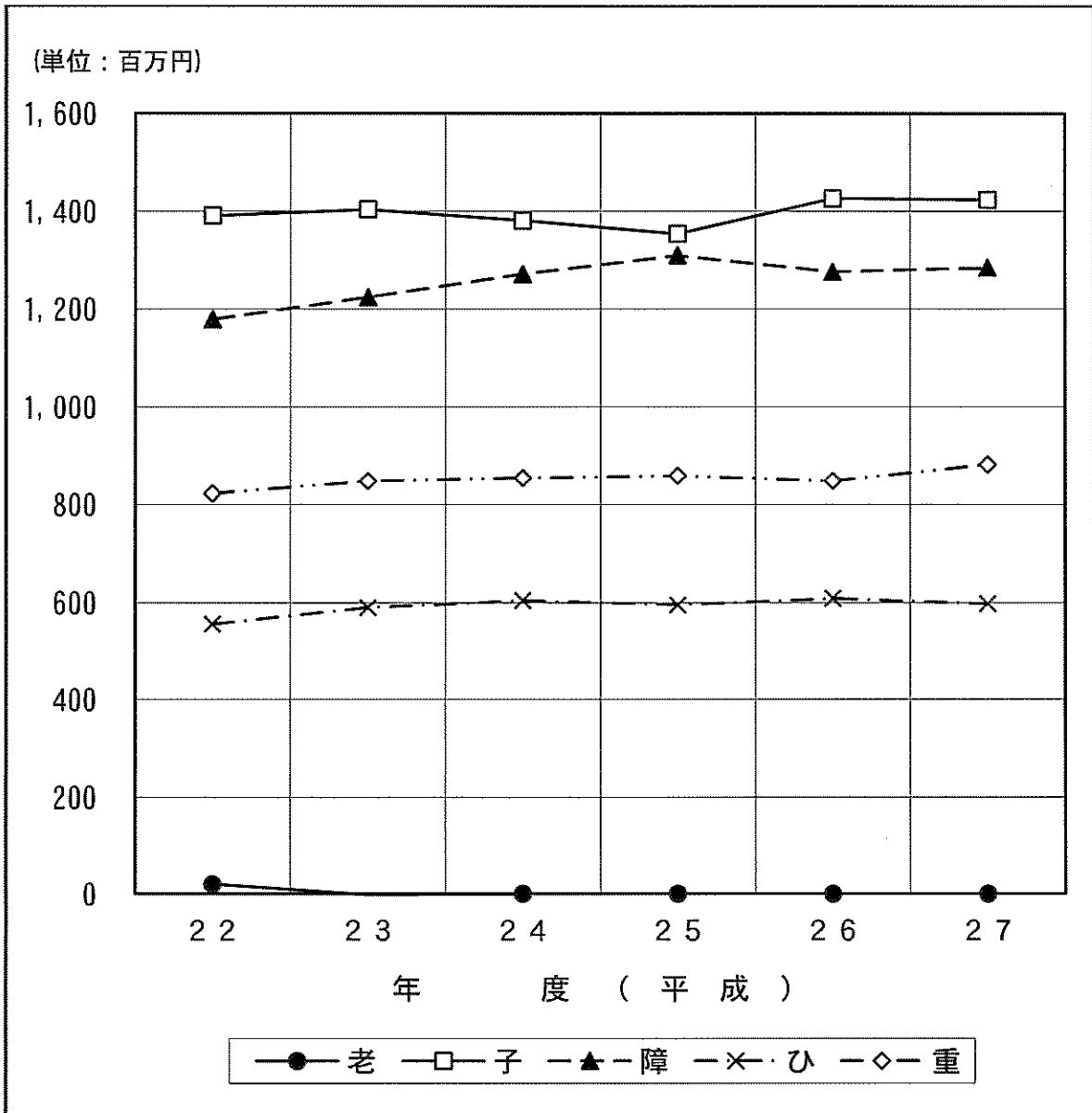


福祉医療諸統計表

福祉医療 公費負担額の推移

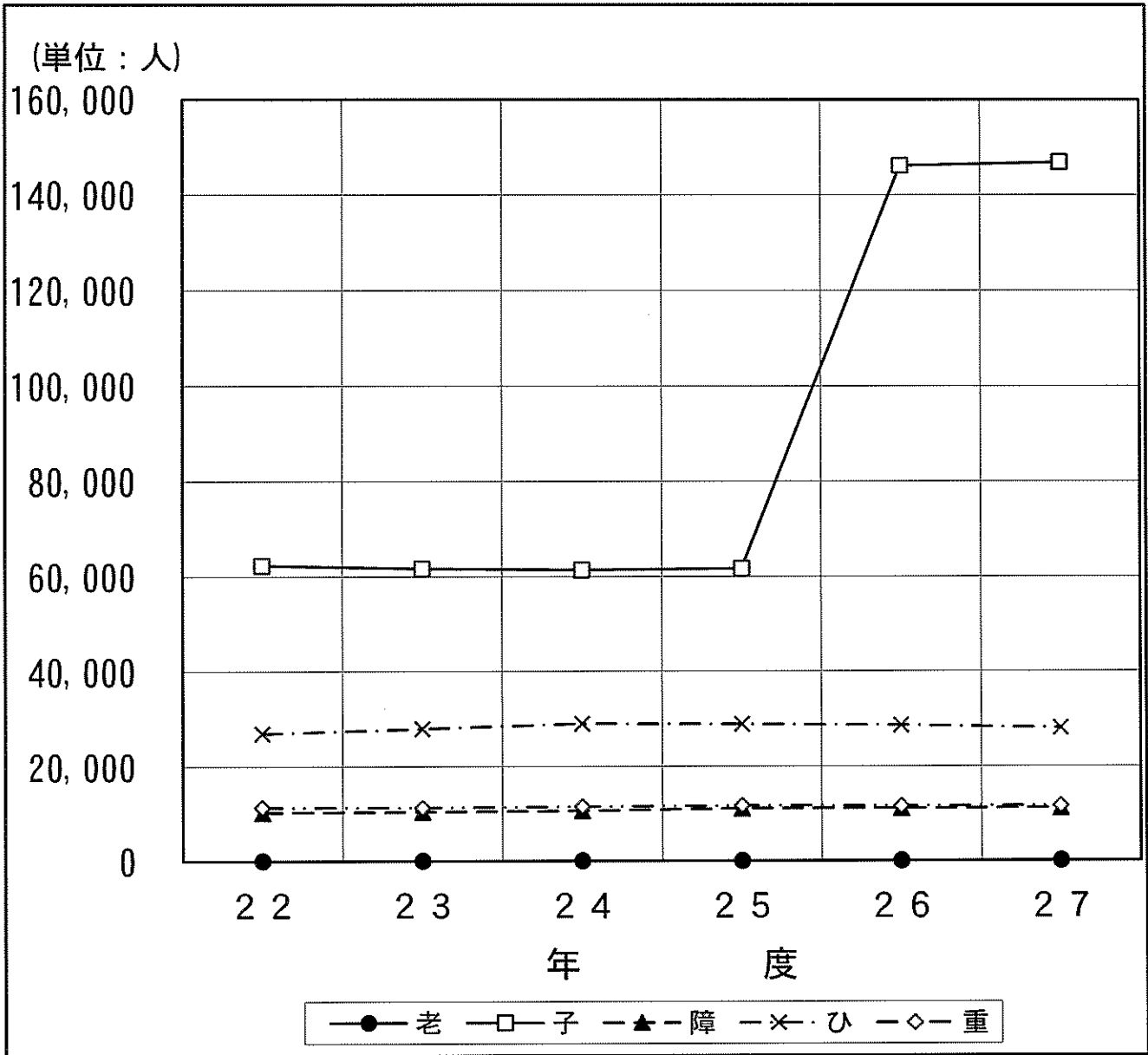


(単位:百万円)

| 事業 | 年度 (平成) | | | | | |
|----|---------|-------|-------|-------|-------|-------|
| | 22 | 23 | 24 | 25 | 26 | 27 |
| 老 | 21 | -2 | 0 | 0 | 0 | 0 |
| 子 | 1,391 | 1,404 | 1,381 | 1,354 | 1,427 | 1,424 |
| 障 | 1,179 | 1,224 | 1,271 | 1,309 | 1,276 | 1,284 |
| ひ | 556 | 590 | 605 | 596 | 609 | 598 |
| 重 | 822 | 847 | 854 | 858 | 848 | 881 |

※H26年度から子ども医療費の小・中学生(入院)について対象拡大

福祉医療 受給者数の推移



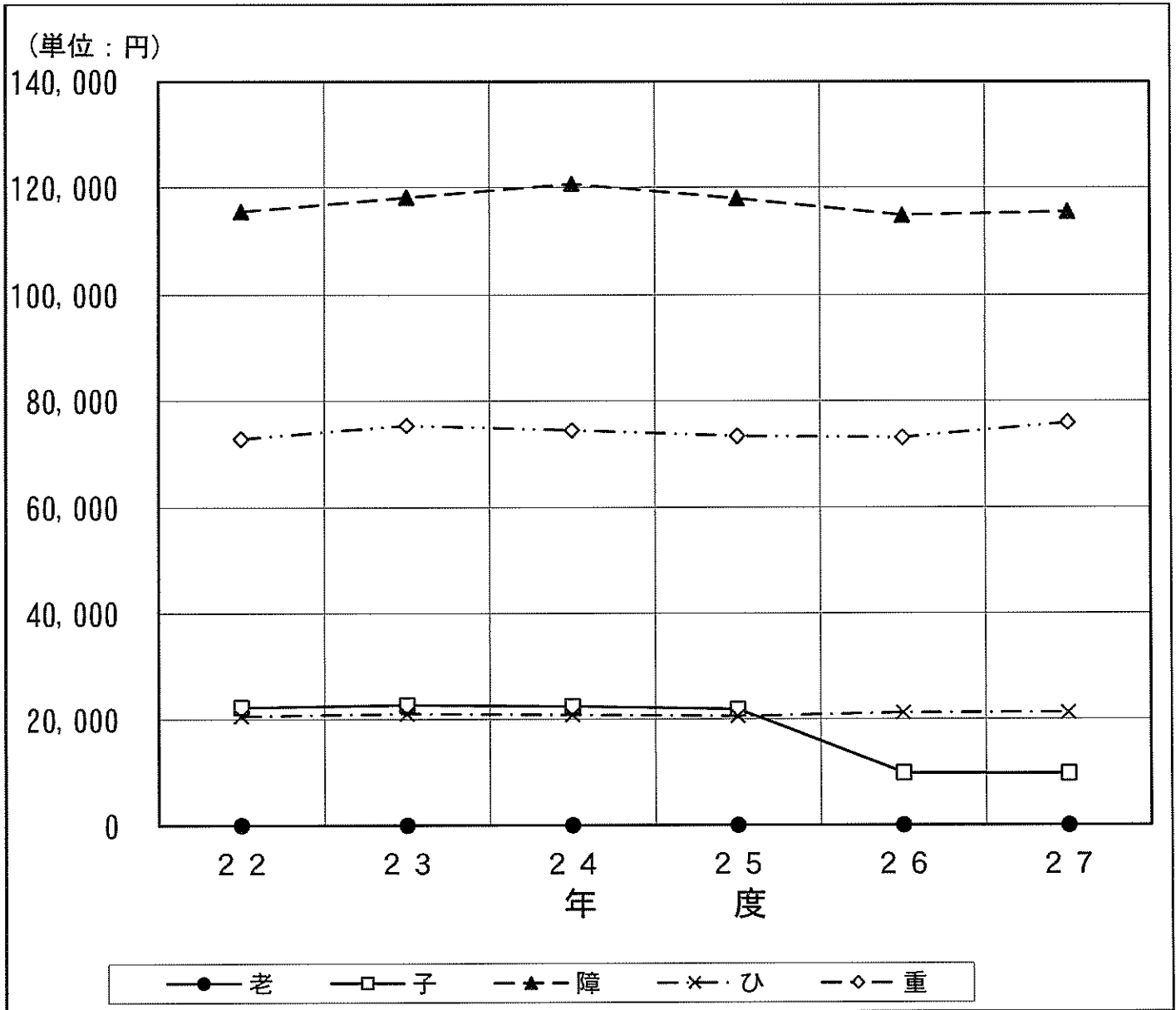
(単位:人)

| 事 業 | 年 度 (平 成) | | | | | |
|-----|-------------|--------|--------|--------|---------|---------|
| | 22 | 23 | 24 | 25 | 26 | 27 |
| 老 | 0 | 0 | 0 | 0 | 0 | 0 |
| 子 | 62,350 | 61,677 | 61,385 | 61,718 | 146,246 | 146,939 |
| 障 | 10,209 | 10,363 | 10,541 | 11,099 | 11,107 | 11,113 |
| ひ | 27,022 | 28,011 | 29,054 | 28,922 | 28,700 | 28,133 |
| 重 | 11,273 | 11,231 | 11,458 | 11,679 | 11,589 | 11,591 |

※H26年度から子ども医療費の小・中学生(入院)について対象拡大

・H26・27年度子ども医療費の受給者数については、就学前の受給者数に小・中学生の推計受給者数(就学前受給者数/奈良県人口動態調査0-6歳人口*小・中学生の人数)を加えた数値で算出

福祉医療 1人当たり公費負担額の推移

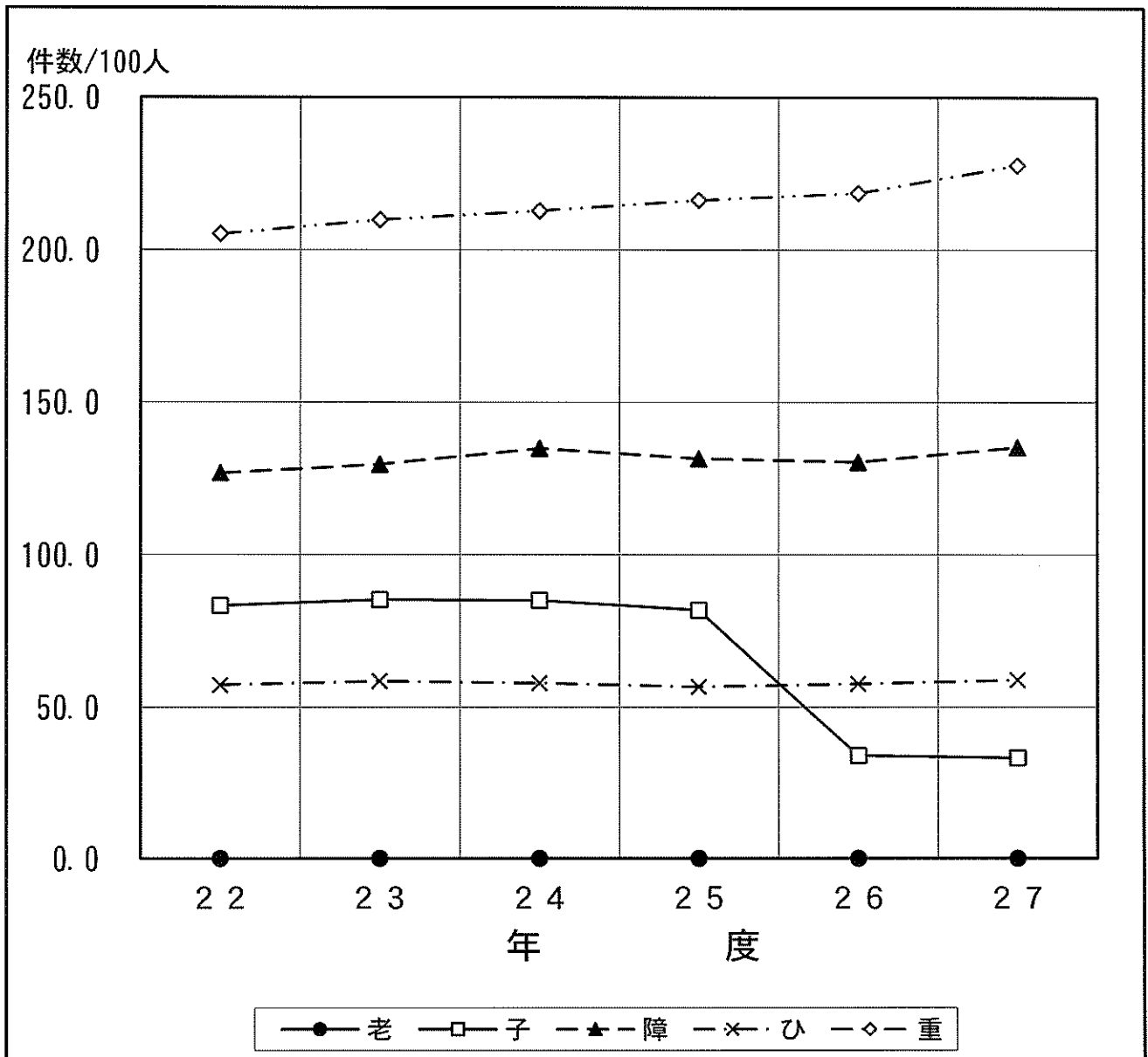


(単位:円)

| 事業 | 年度(平成) | | | | | |
|----|---------|---------|---------|---------|---------|---------|
| | 22 | 23 | 24 | 25 | 26 | 27 |
| 老 | 0 | 0 | 0 | 0 | 0 | 0 |
| 子 | 22,312 | 22,761 | 22,500 | 21,941 | 9,757 | 9,689 |
| 障 | 115,494 | 118,131 | 120,689 | 117,976 | 114,849 | 115,524 |
| ひ | 20,590 | 21,071 | 20,840 | 20,593 | 21,230 | 21,265 |
| 重 | 72,925 | 75,426 | 74,554 | 73,427 | 73,167 | 75,969 |

※H26年度から子ども医療費の小・中学生(入院)について対象拡大
 H26・27年度子ども医療費については、就学前:入通院 小・中学生:入院の数値から算出

福祉医療 受診率の推移



(件数/100人)

| 事業 | 年 度 (平 成) | | | | | |
|----|-------------|-------|-------|-------|-------|-------|
| | 22 | 23 | 24 | 25 | 26 | 27 |
| 老 | 0.0 | 0.0 | 0.0 | 0.0 | 0.0 | 0.0 |
| 子 | 83.1 | 85.1 | 84.9 | 81.7 | 34.0 | 33.2 |
| 障 | 126.9 | 129.7 | 134.8 | 131.5 | 130.4 | 135.2 |
| ひ | 57.3 | 58.5 | 57.9 | 56.7 | 57.6 | 58.9 |
| 重 | 205.1 | 209.7 | 212.6 | 216.1 | 218.5 | 227.6 |

※月平均受診率とは、福祉医療受給対象者(100人当たり)の1ヶ月間(平均)の受診件数(調剤件数を除く)を示す。(重除く)

※H26年度から子ども医療費の小・中学生(入院)について対象拡大
 H26・27年度子ども医療費については、就学前:入通院 小・中学生:入院の数値から算出

福祉医療費助成事業の推移

| 事業 | 項目 | 単位 | 年度 | | | | | | | | | | | |
|------|------------|------|-----------|-----------|-----------|-----------|-----------|-----------|-----------|-----------|-----------|-----------|-----------|-----------|
| | | | 16 | 17 | 18 | 19 | 20 | 21 | 22 | 23 | 24 | 25 | 26 | 27 |
| 老人 | 受給者数 | (人) | 19,054 | 17,378 | 11,020 | 7,709 | 4,621 | 2,482 | 0 | 0 | 0 | 0 | 0 | 0 |
| | 月平均受診率 | | 124.7 | 118.9 | 136.6 | 195.2 | 132.5 | 132.7 | 0.0 | 0.0 | 0.0 | 0.0 | 0.0 | 0.0 |
| | | | (155.9) | (150.7) | (173.6) | (248.2) | (170.5) | (174.8) | (0.0) | (0.0) | (0.0) | (0.0) | (0.0) | (0.0) |
| | 1人当たり公費負担額 | (円) | 64,126 | 59,105 | 63,689 | 53,617 | 61,257 | 5,725 | 0 | 0 | 0 | 0 | 0 | 0 |
| | 公費負担総額 | (千円) | 1,221,859 | 1,027,130 | 701,849 | 413,337 | 283,066 | 140,207 | 20,533 | (1,400) | 19 | 85 | 0 | 0 |
| 子ども | 受給者数 | (人) | 31,180 | 63,745 | 64,260 | 64,727 | 64,045 | 63,252 | 62,350 | 61,677 | 61,385 | 61,718 | 146,246 | 146,939 |
| | 月平均受診率 | | 75.4 | 39.3 | 38.1 | 37.8 | 81.0 | 78.7 | 83.1 | 85.1 | 84.9 | 81.7 | 34.0 | 33.2 |
| | | | (97.9) | (52.6) | (52.3) | (51.9) | (115.7) | (115.0) | (123.6) | (127.2) | (127.6) | (123.8) | (51.7) | (51.0) |
| | 1人当たり公費負担額 | (円) | 18,536 | 11,071 | 13,052 | 18,737 | 21,664 | 20,905 | 22,312 | 22,761 | 22,500 | 21,941 | 9,757 | 9,689 |
| | 公費負担総額 | (千円) | 577,963 | 705,739 | 838,752 | 1,212,782 | 1,387,476 | 1,322,281 | 1,391,156 | 1,403,822 | 1,381,189 | 1,354,146 | 1,426,974 | 1,423,717 |
| 障害 | 受給者数 | (人) | 7,324 | 7,426 | 8,196 | 8,418 | 9,510 | 10,084 | 10,209 | 10,363 | 10,541 | 11,099 | 11,107 | 11,113 |
| | 月平均受診率 | | 133.0 | 117.5 | 124.9 | 121.6 | 126.7 | 126.5 | 126.9 | 129.7 | 134.8 | 131.5 | 130.4 | 135.2 |
| | | | (166.0) | (149.1) | (159.4) | (155.2) | (164.9) | (167.1) | (170.2) | (174.6) | (182.3) | (178.9) | (179.7) | (186.5) |
| | 1人当たり公費負担額 | (円) | 148,475 | 122,981 | 112,393 | 113,230 | 114,134 | 113,354 | 115,494 | 118,131 | 120,689 | 117,976 | 114,849 | 115,524 |
| | 公費負担総額 | (千円) | 1,087,432 | 913,256 | 921,171 | 953,167 | 1,085,412 | 1,143,052 | 1,179,069 | 1,224,184 | 1,272,178 | 1,309,414 | 1,275,623 | 1,283,814 |
| ひとり親 | 受給者数 | (人) | 24,505 | 25,222 | 25,516 | 26,102 | 26,432 | 27,125 | 27,022 | 28,011 | 29,054 | 28,922 | 28,700 | 28,133 |
| | 月平均受診率 | | 68.8 | 60.9 | 57.7 | 56.4 | 54.6 | 56.7 | 57.3 | 58.5 | 57.9 | 56.7 | 57.6 | 58.9 |
| | | | (86.9) | (77.8) | (74.0) | (72.4) | (71.6) | (75.6) | (76.8) | (79.3) | (78.7) | (77.3) | (79.2) | (81.7) |
| | 1人当たり公費負担額 | (円) | 31,668 | 25,190 | 20,782 | 20,421 | 19,463 | 20,306 | 20,590 | 21,071 | 20,840 | 20,593 | 21,230 | 21,265 |
| | 公費負担総額 | (千円) | 776,034 | 635,331 | 530,263 | 533,016 | 514,446 | 550,811 | 556,395 | 590,206 | 605,477 | 595,600 | 609,288 | 598,248 |
| 重度老人 | 受給者数 | (人) | 10,264 | 10,890 | 11,109 | 11,379 | 11,041 | 11,285 | 11,273 | 11,231 | 11,458 | 11,679 | 11,589 | 11,591 |
| | 月平均受診率 | | 175.0 | 181.9 | 188.2 | 183.7 | 209.3 | 205.6 | 205.1 | 209.7 | 212.6 | 216.1 | 218.5 | 227.6 |
| | | | | | | | | | | | | | | |
| | 1人当たり公費負担額 | (円) | 74,550 | 77,883 | 74,465 | 74,619 | 77,259 | 72,872 | 72,925 | 75,426 | 74,554 | 73,427 | 73,167 | 75,969 |
| | 公費負担総額 | (千円) | 765,179 | 848,141 | 827,227 | 849,095 | 853,019 | 822,365 | 822,078 | 847,109 | 854,242 | 857,555 | 847,928 | 880,555 |
| | 受給者数計 | (人) | 92,327 | 124,661 | 120,101 | 118,335 | 115,649 | 114,228 | 110,854 | 111,282 | 112,438 | 113,418 | 197,642 | 197,776 |
| | 公費負担総額計 | (千円) | 4,428,467 | 4,129,597 | 3,819,262 | 3,961,397 | 4,123,419 | 3,978,716 | 3,969,231 | 4,063,921 | 4,113,105 | 4,116,800 | 4,159,813 | 4,186,334 |

※・受給者数は、毎年8月1日現在の有資格者数

- ・H26・27年度子ども医療費の受給者数については、就学前の受給者数に小・中学生の推計受給者数(就学前受給者数/奈良県人口動態調査0-6歳人口*小・中学生の人数)を加えた数値で算出
- ・月平均受診率は、上段が調剤件数含まない件数で、下段は調剤件数も含めた総件数による各受診率(重は償還件数によるため、総件数による受診率のみ)
- ・平成17年度は、支給方法の見直しにより「12ヶ月分」になっていない。
- ・平成23年8月1日から、母子医療費助成制度が父子家庭等も対象となり、ひとり親家庭等医療費助成制度の名称となる。
- ・平成26年4月1日から、小・中学生の入院も対象となり、子ども医療費助成制度の名称となる。

1. 子ども医療費助成事業支給実績（合計）

| 市町村名 | 医療 | | | | 歯科 | | 調剤 | | その他 | | 合計 | | 戻入額 円 | 収入額 円 | 支弁額 円 |
|-------|---------|-------------|---------|-------------|---------|------------|---------|-------------|---------|-----------|---------|---------------|-----------|------------|---------------|
| | 入院 | | 入院外 | | 件数 件 | 金額 円 | 件数 件 | 金額 円 | 件数 件 | 金額 円 | 件数 件 | 金額 円 | | | |
| | 件数 件 | 金額 円 | 件数 件 | 金額 円 | | | | | | | | | | | |
| 奈良市 | 2,942 | 126,683,259 | 122,259 | 155,956,714 | 15,232 | 19,888,170 | 73,602 | 70,228,114 | 111 | 617,914 | 214,146 | 373,374,171 | 0 | 10,388,204 | 362,985,967 |
| 大和高田市 | 473 | 16,078,974 | 18,029 | 23,386,889 | 1,896 | 2,279,120 | 10,165 | 9,015,030 | 40 | 239,651 | 30,603 | 50,999,664 | 0 | 9,000 | 50,990,664 |
| 大和郡山市 | 544 | 20,913,186 | 33,979 | 39,253,107 | 3,083 | 3,643,390 | 24,788 | 23,953,085 | 31 | 228,024 | 62,425 | 87,990,792 | 0 | 220 | 87,990,572 |
| 天理市 | 564 | 20,879,881 | 30,365 | 33,822,765 | 2,485 | 2,688,680 | 18,572 | 14,744,800 | 54 | 207,937 | 52,040 | 72,344,063 | 0 | 86,995 | 72,257,068 |
| 橿原市 | 1,042 | 39,298,812 | 47,355 | 56,820,118 | 6,313 | 6,622,947 | 27,911 | 23,763,594 | 58 | 416,516 | 82,679 | 126,921,987 | 0 | 20,294 | 126,901,693 |
| 桜井市 | 576 | 17,637,677 | 22,815 | 25,664,577 | 2,943 | 2,494,500 | 15,749 | 15,167,068 | 16 | 26,958 | 42,099 | 60,990,780 | 57,630 | 63,586 | 60,869,564 |
| 五條市 | 177 | 5,620,798 | 7,864 | 8,658,740 | 901 | 1,027,950 | 3,092 | 2,753,170 | 21 | 14,410 | 12,055 | 18,075,068 | 0 | 0 | 18,075,068 |
| 御所市 | 97 | 3,400,109 | 5,552 | 7,073,783 | 599 | 659,750 | 2,212 | 2,073,078 | 5 | 9,984 | 8,465 | 13,216,704 | 0 | 7,220 | 13,209,484 |
| 生駒市 | 974 | 35,596,300 | 52,819 | 66,820,432 | 6,215 | 7,661,300 | 35,537 | 33,214,350 | 56 | 341,023 | 95,601 | 143,633,405 | 0 | 0 | 143,633,405 |
| 香芝市 | 827 | 29,589,042 | 39,660 | 49,063,355 | 4,062 | 4,585,130 | 23,433 | 20,980,990 | 97 | 848,437 | 68,079 | 105,066,954 | 0 | 681,404 | 104,385,550 |
| 葛城市 | 413 | 14,169,904 | 17,587 | 22,028,278 | 1,918 | 2,138,082 | 10,890 | 9,372,532 | 44 | 79,681 | 30,852 | 47,788,477 | 0 | 96,964 | 47,691,513 |
| 宇陀市 | 251 | 7,756,332 | 7,878 | 8,489,513 | 776 | 786,180 | 4,878 | 4,636,545 | 41 | 369,984 | 13,824 | 22,038,554 | 0 | 140,474 | 21,898,080 |
| 市 計 | 8,880 | 337,624,274 | 406,162 | 497,038,271 | 46,423 | 54,475,199 | 250,829 | 229,902,356 | 574 | 3,400,519 | 712,868 | 1,122,440,619 | 57,630 | 11,494,361 | 1,110,888,628 |
| 山添村 | 18 | 622,500 | 729 | 908,630 | 50 | 63,670 | 388 | 415,180 | 0 | 0 | 1,185 | 2,009,980 | 0 | 0 | 2,009,980 |
| 平群町 | 148 | 6,510,551 | 6,108 | 7,523,360 | 664 | 942,410 | 4,971 | 4,139,990 | 10 | 9,890 | 11,901 | 19,126,201 | 0 | 0 | 19,126,201 |
| 三郷町 | 233 | 10,890,058 | 11,135 | 16,040,311 | 1,028 | 991,990 | 6,446 | 5,951,720 | 18 | 50,420 | 18,860 | 33,924,499 | 78,886 | 224,891 | 33,620,722 |
| 斑鳩町 | 314 | 12,442,793 | 15,570 | 18,548,921 | 1,397 | 1,284,980 | 10,331 | 9,996,390 | 11 | 108,760 | 27,623 | 42,381,844 | 0 | 383,030 | 41,998,814 |
| 安堵町 | 57 | 2,708,841 | 2,163 | 2,837,672 | 243 | 274,920 | 1,293 | 1,245,040 | 4 | 37,706 | 3,760 | 7,104,179 | 0 | 0 | 7,104,179 |
| 川西町 | 101 | 4,382,406 | 3,064 | 3,770,180 | 326 | 361,280 | 2,086 | 1,962,870 | 1 | 7,270 | 5,578 | 10,484,006 | 200,968 | 5,632 | 10,277,406 |
| 三宅町 | 83 | 3,329,841 | 1,999 | 2,234,596 | 224 | 240,860 | 1,333 | 1,274,380 | 0 | 0 | 3,639 | 7,079,677 | 0 | 237,527 | 6,842,150 |
| 田原本町 | 381 | 15,154,693 | 13,500 | 16,091,285 | 1,206 | 1,166,340 | 7,583 | 6,386,270 | 15 | 45,700 | 22,685 | 38,844,288 | 0 | 0 | 38,844,288 |
| 曾爾村 | 7 | 314,560 | 433 | 504,790 | 35 | 19,730 | 251 | 272,930 | 0 | 0 | 726 | 1,112,010 | 0 | 0 | 1,112,010 |
| 御杖村 | 3 | 126,650 | 175 | 371,550 | 25 | 28,850 | 104 | 104,200 | 1 | 6,592 | 308 | 637,842 | 0 | 0 | 637,842 |
| 高取町 | 49 | 1,902,966 | 2,027 | 2,566,870 | 365 | 383,470 | 1,081 | 1,059,280 | 0 | 0 | 3,522 | 5,912,586 | 0 | 0 | 5,912,586 |
| 明日香村 | 48 | 1,912,412 | 1,313 | 1,542,870 | 160 | 217,870 | 411 | 351,840 | 0 | 0 | 1,932 | 4,024,992 | 23,750 | 0 | 4,001,242 |
| 上牧町 | 155 | 7,175,473 | 7,082 | 10,436,246 | 785 | 842,070 | 4,208 | 4,374,160 | 17 | 288,335 | 12,247 | 23,116,284 | 354,032 | 412,069 | 22,350,183 |
| 王寺町 | 241 | 10,099,772 | 11,047 | 16,361,998 | 1,044 | 995,180 | 6,795 | 6,503,640 | 30 | 164,620 | 19,157 | 34,125,210 | 630,812 | 241,346 | 33,253,052 |
| 広陵町 | 365 | 14,917,213 | 17,382 | 20,699,095 | 1,820 | 1,796,510 | 7,983 | 7,600,730 | 20 | 1,330 | 27,570 | 45,014,878 | 1,358,281 | 0 | 43,656,597 |
| 河合町 | 123 | 4,625,296 | 5,689 | 8,642,171 | 586 | 549,080 | 2,857 | 2,876,220 | 4 | 12,943 | 9,259 | 16,705,710 | 0 | 0 | 16,705,710 |
| 吉野町 | 30 | 884,330 | 1,417 | 1,516,370 | 159 | 178,250 | 542 | 510,120 | 3 | 39,526 | 2,151 | 3,128,596 | 20,730 | 0 | 3,107,866 |
| 大淀町 | 168 | 5,502,001 | 5,395 | 6,693,232 | 637 | 626,740 | 3,311 | 2,879,977 | 10 | 60,747 | 9,521 | 15,762,697 | 8,060 | 0 | 15,754,637 |
| 下市町 | 36 | 1,130,768 | 828 | 962,394 | 85 | 104,320 | 527 | 458,950 | 0 | 0 | 1,476 | 2,656,432 | 0 | 0 | 2,656,432 |
| 黒滝村 | 3 | 143,880 | 95 | 85,950 | 15 | 9,000 | 40 | 53,790 | 0 | 0 | 153 | 292,620 | 0 | 0 | 292,620 |
| 天川村 | 11 | 110,870 | 295 | 258,350 | 33 | 20,760 | 124 | 102,740 | 0 | 0 | 463 | 492,720 | 0 | 0 | 492,720 |
| 野迫川村 | 0 | 0 | 50 | 64,680 | 10 | 15,500 | 22 | 14,680 | 0 | 0 | 82 | 94,860 | 0 | 0 | 94,860 |
| 十津川村 | 27 | 755,530 | 746 | 770,520 | 115 | 202,920 | 260 | 309,920 | 0 | 0 | 1,148 | 2,038,890 | 0 | 0 | 2,038,890 |
| 下北山村 | 6 | 38,416 | 162 | 170,360 | 5 | 5,330 | 104 | 129,550 | 0 | 0 | 277 | 343,656 | 0 | 0 | 343,656 |
| 上北山村 | 0 | 0 | 28 | 20,070 | 0 | 0 | 9 | 5,760 | 0 | 0 | 37 | 25,830 | 0 | 0 | 25,830 |
| 川上村 | 2 | 81,340 | 103 | 118,370 | 22 | 18,260 | 68 | 44,280 | 0 | 0 | 195 | 262,250 | 0 | 0 | 262,250 |
| 東吉野村 | 1 | 37,510 | 163 | 131,670 | 28 | 30,590 | 120 | 106,220 | 0 | 0 | 312 | 305,990 | 0 | 0 | 305,990 |
| 町村計 | 2,610 | 105,800,670 | 108,698 | 139,872,511 | 11,067 | 11,370,880 | 63,248 | 59,130,827 | 144 | 833,839 | 185,767 | 317,008,727 | 2,675,519 | 1,504,495 | 312,828,713 |
| 合 計 | 11,490 | 443,424,944 | 514,860 | 636,910,782 | 57,490 | 65,846,079 | 314,077 | 289,033,183 | 718 | 4,234,358 | 898,635 | 1,439,449,346 | 2,733,149 | 12,998,856 | 1,423,717,341 |

2. 子ども医療費助成事業支給実績(0~2歳児:自動償還分)

| 市町村名 | 医科 | | | | 歯科 | | 調剤 | | その他 | | 合計 | |
|-------|---------|-------------|---------|-------------|---------|-----------|---------|-------------|---------|---------|---------|-------------|
| | 入院 | | 入院外 | | 件数 件 | 金額 円 | 件数 件 | 金額 円 | 件数 件 | 金額 円 | 件数 件 | 金額 円 |
| | 件数 件 | 金額 円 | 件数 件 | 金額 円 | | | | | | | | |
| 奈良市 | 1,258 | 45,908,306 | 58,727 | 83,969,426 | 2,539 | 2,073,120 | 35,234 | 29,490,910 | 31 | 156,300 | 97,789 | 161,598,062 |
| 大和高田市 | 228 | 7,455,995 | 8,348 | 12,570,390 | 195 | 121,350 | 5,112 | 3,926,480 | 10 | 73,880 | 13,893 | 24,148,095 |
| 大和郡山市 | 252 | 8,956,869 | 15,568 | 20,135,268 | 390 | 248,200 | 12,005 | 10,277,440 | 1 | 4,000 | 28,216 | 39,621,777 |
| 天理市 | 295 | 9,926,111 | 15,352 | 18,234,377 | 304 | 203,610 | 9,604 | 7,282,820 | 15 | 5,890 | 25,570 | 35,652,808 |
| 橿原市 | 615 | 20,204,328 | 22,416 | 30,333,878 | 1,193 | 721,760 | 13,755 | 10,477,340 | 6 | 6,590 | 37,985 | 61,743,896 |
| 桜井市 | 380 | 9,979,820 | 12,643 | 15,375,340 | 617 | 286,350 | 9,029 | 8,227,590 | 8 | 5,020 | 22,677 | 33,874,120 |
| 五條市 | 41 | 919,572 | 2,630 | 3,338,620 | 84 | 37,770 | 976 | 712,720 | 11 | 4,480 | 3,742 | 5,013,162 |
| 御所市 | 47 | 1,575,182 | 2,567 | 3,643,820 | 63 | 46,150 | 1,142 | 950,870 | 1 | 280 | 3,820 | 6,216,302 |
| 生駒市 | 435 | 16,542,028 | 24,594 | 35,200,073 | 1,007 | 686,300 | 16,270 | 13,522,020 | 2 | 520 | 42,308 | 65,950,941 |
| 香芝市 | 418 | 14,109,338 | 16,801 | 23,284,760 | 416 | 211,460 | 10,259 | 8,047,820 | 24 | 160,960 | 27,918 | 45,814,338 |
| 葛城市 | 167 | 4,858,167 | 7,379 | 10,355,980 | 182 | 103,720 | 4,599 | 3,504,810 | 2 | 560 | 12,329 | 18,823,237 |
| 宇陀市 | 135 | 3,268,275 | 3,564 | 4,140,328 | 70 | 31,500 | 2,386 | 2,047,605 | 13 | 75,300 | 6,168 | 9,563,008 |
| 市計 | 4,271 | 143,703,991 | 190,589 | 260,582,260 | 7,060 | 4,771,290 | 120,371 | 98,468,425 | 124 | 493,780 | 322,415 | 508,019,746 |
| 山添村 | 2 | 12,320 | 122 | 230,420 | 4 | 8,030 | 70 | 46,610 | 0 | 0 | 198 | 297,380 |
| 平群町 | 63 | 2,139,042 | 2,637 | 3,800,930 | 63 | 71,280 | 2,137 | 1,594,730 | 2 | 760 | 4,902 | 7,606,742 |
| 三郷町 | 88 | 3,702,719 | 5,129 | 8,978,620 | 134 | 74,230 | 2,999 | 2,607,870 | 5 | 38,320 | 8,355 | 15,401,759 |
| 斑鳩町 | 151 | 5,188,190 | 7,922 | 10,563,390 | 264 | 163,440 | 5,319 | 4,696,010 | 8 | 104,700 | 13,664 | 20,715,730 |
| 安堵町 | 33 | 1,261,361 | 1,063 | 1,561,760 | 27 | 16,350 | 611 | 542,640 | 1 | 5,800 | 1,735 | 3,387,911 |
| 川西町 | 49 | 2,002,790 | 1,310 | 1,825,500 | 30 | 15,440 | 939 | 833,500 | 0 | 0 | 2,328 | 4,677,230 |
| 三宅町 | 41 | 1,357,923 | 1,012 | 1,241,396 | 37 | 14,280 | 699 | 641,740 | 0 | 0 | 1,789 | 3,255,339 |
| 田原本町 | 189 | 6,083,338 | 6,268 | 7,757,828 | 147 | 74,260 | 3,759 | 2,891,710 | 1 | 380 | 10,364 | 16,807,516 |
| 曾爾村 | 0 | 0 | 130 | 160,760 | 5 | 250 | 59 | 61,370 | 0 | 0 | 194 | 222,380 |
| 御杖村 | 2 | 51,290 | 56 | 246,390 | 1 | 50 | 40 | 39,030 | 0 | 0 | 99 | 336,760 |
| 高取町 | 29 | 999,330 | 1,061 | 1,606,460 | 71 | 83,090 | 568 | 496,320 | 0 | 0 | 1,729 | 3,185,200 |
| 明日香村 | 22 | 594,787 | 693 | 864,620 | 20 | 15,880 | 219 | 161,490 | 0 | 0 | 954 | 1,636,777 |
| 上牧町 | 70 | 2,451,320 | 3,002 | 5,007,080 | 60 | 59,350 | 1,783 | 1,703,290 | 0 | 0 | 4,915 | 9,221,040 |
| 王寺町 | 106 | 4,781,939 | 5,060 | 8,671,190 | 103 | 72,870 | 3,127 | 2,562,170 | 15 | 77,280 | 8,411 | 16,165,449 |
| 広陵町 | 183 | 6,644,828 | 7,826 | 10,527,360 | 202 | 104,590 | 3,514 | 2,967,000 | 10 | 320 | 11,735 | 20,244,098 |
| 河合町 | 64 | 2,424,606 | 2,512 | 4,436,804 | 64 | 32,740 | 1,170 | 1,127,020 | 0 | 0 | 3,810 | 8,021,170 |
| 吉野町 | 19 | 498,360 | 709 | 853,410 | 22 | 13,090 | 263 | 215,430 | 0 | 0 | 1,013 | 1,580,290 |
| 大淀町 | 102 | 2,937,689 | 2,430 | 3,528,550 | 45 | 22,770 | 1,612 | 1,309,017 | 1 | 380 | 4,190 | 7,798,406 |
| 下市町 | 15 | 431,680 | 325 | 402,920 | 3 | 250 | 203 | 134,420 | 0 | 0 | 546 | 969,270 |
| 黒滝村 | 1 | 33,230 | 34 | 40,950 | 4 | 2,790 | 20 | 33,490 | 0 | 0 | 59 | 110,460 |
| 天川村 | 0 | 0 | 80 | 54,720 | 2 | 100 | 35 | 17,550 | 0 | 0 | 117 | 72,370 |
| 野迫川村 | 0 | 0 | 5 | 13,700 | 1 | 1,380 | 3 | 2,490 | 0 | 0 | 9 | 17,570 |
| 十津川村 | 2 | 41,840 | 205 | 172,000 | 3 | 3,410 | 33 | 31,120 | 0 | 0 | 243 | 248,370 |
| 下北山村 | 0 | 0 | 32 | 39,070 | 0 | 0 | 11 | 9,040 | 0 | 0 | 43 | 48,110 |
| 上北山村 | 0 | 0 | 15 | 12,020 | 0 | 0 | 7 | 4,200 | 0 | 0 | 22 | 16,220 |
| 川上村 | 2 | 81,340 | 47 | 50,620 | 2 | 4,590 | 33 | 21,660 | 0 | 0 | 84 | 158,210 |
| 東吉野村 | 0 | 0 | 70 | 58,960 | 1 | 100 | 52 | 33,240 | 0 | 0 | 123 | 92,300 |
| 町村計 | 1,233 | 43,719,922 | 49,755 | 72,707,428 | 1,315 | 854,610 | 29,285 | 24,784,157 | 43 | 227,940 | 81,631 | 142,294,057 |
| 合計 | 5,504 | 187,423,913 | 240,344 | 333,289,688 | 8,375 | 5,625,900 | 149,656 | 123,252,582 | 167 | 721,720 | 404,046 | 650,313,803 |

3. 子ども医療費助成事業支給実績（0～2歳児：通常償還分）

| 市町村名 | 医科 | | | | 歯科 | | 調剤 | | その他 | | 合計 | |
|-------|---------|------------|---------|------------|---------|---------|---------|-----------|---------|---------|---------|------------|
| | 入院 | | 入院外 | | 件数 件 | 金額 円 | 件数 件 | 金額 円 | 件数 件 | 金額 円 | 件数 件 | 金額 円 |
| | 件数 件 | 金額 円 | 件数 件 | 金額 円 | | | | | | | | |
| 奈良市 | 485 | 12,928,769 | 2,275 | 5,854,726 | 91 | 186,290 | 963 | 773,394 | 20 | 203,292 | 3,834 | 19,946,471 |
| 大和高田市 | 88 | 2,767,128 | 279 | 463,695 | 13 | 13,950 | 109 | 91,810 | 4 | 17,409 | 493 | 3,353,992 |
| 大和郡山市 | 102 | 2,350,206 | 396 | 695,230 | 7 | 14,010 | 96 | 61,900 | 4 | 47,746 | 605 | 3,169,092 |
| 天理市 | 94 | 2,247,065 | 434 | 589,140 | 4 | 3,830 | 146 | 106,360 | 4 | 68,773 | 682 | 3,015,168 |
| 橿原市 | 103 | 2,657,495 | 439 | 889,358 | 3 | 2,870 | 157 | 103,464 | 13 | 125,659 | 715 | 3,778,846 |
| 桜井市 | 36 | 1,080,520 | 147 | 344,588 | 2 | 110 | 66 | 51,038 | 2 | 10,166 | 253 | 1,486,422 |
| 五條市 | 68 | 1,323,369 | 856 | 1,033,720 | 14 | 15,230 | 571 | 415,760 | 0 | 0 | 1,509 | 2,788,079 |
| 御所市 | 16 | 504,887 | 93 | 139,573 | 1 | 100 | 32 | 19,058 | 1 | 1,512 | 143 | 665,130 |
| 生駒市 | 201 | 4,276,436 | 921 | 2,200,676 | 37 | 59,120 | 456 | 400,128 | 8 | 70,643 | 1,623 | 7,007,003 |
| 香芝市 | 169 | 3,929,700 | 537 | 1,197,690 | 14 | 27,120 | 213 | 167,480 | 10 | 82,435 | 943 | 5,404,425 |
| 葛城市 | 87 | 1,892,070 | 201 | 844,878 | 3 | 1,830 | 90 | 96,378 | 5 | 9,943 | 386 | 2,845,099 |
| 宇陀市 | 9 | 244,600 | 134 | 170,651 | 9 | 9,980 | 45 | 28,650 | 0 | 0 | 197 | 453,881 |
| 市計 | 1,458 | 36,202,245 | 6,712 | 14,423,925 | 198 | 334,440 | 2,944 | 2,315,420 | 71 | 637,578 | 11,383 | 53,913,608 |
| 山添村 | 4 | 117,620 | 156 | 188,240 | 3 | 550 | 76 | 87,730 | 0 | 0 | 239 | 394,140 |
| 平群町 | 22 | 376,850 | 55 | 164,610 | 1 | 1,250 | 23 | 12,590 | 0 | 0 | 101 | 555,300 |
| 三郷町 | 27 | 946,301 | 251 | 421,330 | 5 | 2,390 | 104 | 75,180 | 1 | 4,560 | 388 | 1,449,761 |
| 斑鳩町 | 29 | 598,050 | 216 | 300,420 | 3 | 1,740 | 83 | 55,420 | 0 | 0 | 331 | 955,630 |
| 安堵町 | 4 | 260,480 | 41 | 72,190 | 0 | 0 | 16 | 14,970 | 1 | 8,964 | 62 | 356,604 |
| 川西町 | 6 | 115,210 | 30 | 60,880 | 0 | 0 | 10 | 9,070 | 0 | 0 | 46 | 185,160 |
| 三宅町 | 3 | 40,000 | 30 | 45,140 | 1 | 810 | 3 | 3,860 | 0 | 0 | 37 | 89,810 |
| 田原本町 | 22 | 555,121 | 132 | 865,643 | 10 | 2,660 | 36 | 21,000 | 1 | 6,877 | 201 | 1,451,301 |
| 曾爾村 | 5 | 215,040 | 80 | 119,050 | 1 | 910 | 51 | 61,150 | 0 | 0 | 137 | 396,150 |
| 御杖村 | 1 | 75,360 | 29 | 31,260 | 0 | 0 | 11 | 6,560 | 0 | 0 | 41 | 113,180 |
| 高取町 | 5 | 204,598 | 7 | 6,480 | 1 | 830 | 2 | 590 | 0 | 0 | 15 | 212,498 |
| 明日香村 | 6 | 194,439 | 10 | 20,520 | 0 | 0 | 3 | 2,320 | 0 | 0 | 19 | 217,279 |
| 上牧町 | 6 | 178,320 | 52 | 119,860 | 0 | 0 | 20 | 11,540 | 15 | 263,645 | 93 | 573,365 |
| 王寺町 | 51 | 1,105,180 | 231 | 621,712 | 8 | 6,790 | 83 | 69,770 | 1 | 28,216 | 374 | 1,831,668 |
| 広陵町 | 19 | 436,684 | 140 | 228,910 | 9 | 10,580 | 62 | 72,380 | 0 | 0 | 230 | 748,554 |
| 河合町 | 21 | 358,410 | 59 | 122,643 | 1 | 790 | 20 | 10,200 | 0 | 0 | 101 | 492,043 |
| 吉野町 | 1 | 26,860 | 15 | 23,140 | 0 | 0 | 11 | 11,380 | 0 | 0 | 27 | 61,380 |
| 大淀町 | 5 | 162,188 | 53 | 69,290 | 1 | 430 | 25 | 17,270 | 1 | 3,105 | 85 | 252,283 |
| 下市町 | 5 | 82,300 | 15 | 12,650 | 0 | 0 | 3 | 1,000 | 0 | 0 | 23 | 95,950 |
| 黒滝村 | 0 | 0 | 0 | 0 | 0 | 0 | 0 | 0 | 0 | 0 | 0 | 0 |
| 天川村 | 0 | 0 | 4 | 46,760 | 0 | 0 | 1 | 1,020 | 0 | 0 | 5 | 47,780 |
| 野迫川村 | 0 | 0 | 9 | 9,650 | 0 | 0 | 3 | 3,110 | 0 | 0 | 12 | 12,760 |
| 十津川村 | 19 | 442,370 | 183 | 209,150 | 1 | 920 | 115 | 122,790 | 0 | 0 | 318 | 775,230 |
| 下北山村 | 1 | 32,860 | 45 | 44,960 | 0 | 0 | 36 | 30,310 | 0 | 0 | 82 | 108,130 |
| 上北山村 | 0 | 0 | 0 | 0 | 0 | 0 | 0 | 0 | 0 | 0 | 0 | 0 |
| 川上村 | 0 | 0 | 5 | 1,820 | 1 | 750 | 0 | 0 | 0 | 0 | 6 | 2,570 |
| 東吉野村 | 0 | 0 | 3 | 4,900 | 0 | 0 | 2 | 1,350 | 0 | 0 | 5 | 6,250 |
| 町村計 | 262 | 6,524,241 | 1,851 | 3,811,208 | 46 | 31,400 | 799 | 702,560 | 20 | 315,367 | 2,978 | 11,384,776 |
| 合計 | 1,720 | 42,726,486 | 8,563 | 18,235,133 | 244 | 365,840 | 3,743 | 3,017,980 | 91 | 952,945 | 14,361 | 65,298,384 |

4. 子ども医療費助成事業支給実績（3歳児～就学前：自動償還分）

| 市町村名 | 医科 | | | | 歯科 | | 調剤 | | その他 | | 合計 | |
|-------|---------|------------|---------|-------------|---------|------------|---------|-------------|---------|---------|---------|-------------|
| | 入院 | | 入院外 | | 件数 件 | 金額 円 | 件数 件 | 金額 円 | 件数 件 | 金額 円 | 件数 件 | 金額 円 |
| | 件数 件 | 金額 円 | 件数 件 | 金額 円 | | | | | | | | |
| 奈良市 | 475 | 23,257,303 | 59,943 | 64,200,630 | 12,351 | 17,176,000 | 36,670 | 39,029,820 | 23 | 8,370 | 109,462 | 143,672,123 |
| 大和高田市 | 79 | 2,715,406 | 9,289 | 10,193,760 | 1,679 | 2,124,360 | 4,876 | 4,914,010 | 18 | 27,900 | 15,941 | 19,975,436 |
| 大和郡山市 | 98 | 4,682,287 | 17,831 | 18,046,459 | 2,671 | 3,351,230 | 12,618 | 13,519,225 | 5 | 24,220 | 33,223 | 39,623,421 |
| 天理市 | 107 | 4,407,002 | 14,437 | 14,821,810 | 2,165 | 2,454,560 | 8,775 | 7,312,740 | 22 | 6,150 | 25,506 | 29,002,262 |
| 橿原市 | 198 | 8,720,156 | 24,255 | 25,241,180 | 5,081 | 5,731,840 | 13,843 | 12,931,520 | 15 | 3,630 | 43,392 | 52,628,326 |
| 桜井市 | 106 | 3,777,676 | 9,937 | 9,844,090 | 2,310 | 2,195,680 | 6,601 | 6,813,110 | 4 | 1,380 | 18,958 | 22,631,936 |
| 五條市 | 26 | 1,257,169 | 3,637 | 3,520,890 | 700 | 788,670 | 1,023 | 1,080,510 | 10 | 9,930 | 5,396 | 6,657,169 |
| 御所市 | 22 | 986,117 | 2,864 | 3,256,230 | 533 | 610,640 | 1,026 | 1,088,040 | 1 | 430 | 4,446 | 5,941,457 |
| 生駒市 | 156 | 5,996,666 | 26,760 | 28,487,773 | 5,010 | 6,547,580 | 18,527 | 18,889,972 | 18 | 93,130 | 50,471 | 60,015,121 |
| 香芝市 | 138 | 6,946,106 | 21,808 | 23,639,190 | 3,588 | 4,292,340 | 12,766 | 12,504,870 | 52 | 465,240 | 38,352 | 47,847,746 |
| 葛城市 | 76 | 3,059,445 | 9,865 | 10,606,000 | 1,712 | 2,011,782 | 6,146 | 5,711,450 | 32 | 45,080 | 17,831 | 21,433,757 |
| 宇陀市 | 65 | 2,276,622 | 4,060 | 4,048,234 | 642 | 658,480 | 2,397 | 2,504,900 | 19 | 222,270 | 7,183 | 9,710,506 |
| 市計 | 1,546 | 68,081,955 | 204,686 | 215,906,246 | 38,442 | 47,943,162 | 125,268 | 126,300,167 | 219 | 907,730 | 370,161 | 459,139,260 |
| 山添村 | 2 | 63,670 | 166 | 214,530 | 22 | 27,610 | 64 | 70,480 | 0 | 0 | 254 | 376,290 |
| 平群町 | 18 | 788,508 | 3,378 | 3,513,280 | 590 | 861,720 | 2,791 | 2,519,980 | 6 | 2,040 | 6,783 | 7,685,528 |
| 三郷町 | 53 | 2,545,881 | 5,690 | 6,534,423 | 867 | 896,280 | 3,320 | 3,252,920 | 11 | 5,790 | 9,941 | 13,235,294 |
| 斑鳩町 | 46 | 1,879,848 | 7,250 | 7,431,560 | 1,083 | 1,041,180 | 4,865 | 5,153,700 | 2 | 240 | 13,246 | 15,506,528 |
| 安堵町 | 4 | 178,725 | 1,042 | 1,150,650 | 209 | 251,910 | 662 | 682,140 | 0 | 0 | 1,917 | 2,263,425 |
| 川西町 | 35 | 1,575,136 | 1,713 | 1,843,340 | 295 | 345,610 | 1,134 | 1,118,160 | 0 | 0 | 3,177 | 4,882,246 |
| 三宅町 | 22 | 885,138 | 956 | 943,580 | 184 | 225,150 | 630 | 628,270 | 0 | 0 | 1,792 | 2,682,138 |
| 田原本町 | 102 | 4,415,630 | 7,032 | 7,381,704 | 1,037 | 1,075,930 | 3,758 | 3,448,830 | 6 | 2,410 | 11,935 | 16,324,504 |
| 首爾村 | 1 | 45,430 | 169 | 172,260 | 23 | 11,430 | 91 | 88,960 | 0 | 0 | 284 | 318,080 |
| 御杖村 | 0 | 0 | 50 | 44,870 | 12 | 10,420 | 29 | 34,890 | 0 | 0 | 91 | 90,180 |
| 高取町 | 4 | 295,528 | 955 | 948,340 | 293 | 299,550 | 510 | 561,950 | 0 | 0 | 1,762 | 2,105,368 |
| 明日香村 | 8 | 294,240 | 606 | 648,820 | 140 | 201,990 | 187 | 184,670 | 0 | 0 | 941 | 1,329,720 |
| 上牧町 | 34 | 1,682,285 | 3,977 | 5,241,410 | 723 | 778,800 | 2,380 | 2,639,460 | 1 | 140 | 7,115 | 10,342,095 |
| 王寺町 | 37 | 2,023,276 | 5,657 | 6,931,540 | 908 | 882,950 | 3,531 | 3,823,770 | 12 | 49,540 | 10,145 | 13,711,076 |
| 広陵町 | 74 | 2,829,132 | 9,273 | 9,641,210 | 1,582 | 1,642,460 | 4,347 | 4,486,710 | 10 | 1,010 | 15,286 | 18,600,522 |
| 河合町 | 23 | 1,139,053 | 3,097 | 4,054,354 | 517 | 505,710 | 1,653 | 1,726,740 | 2 | 760 | 5,292 | 7,426,617 |
| 吉野町 | 5 | 129,330 | 688 | 639,280 | 137 | 165,160 | 268 | 283,310 | 0 | 0 | 1,098 | 1,217,080 |
| 大淀町 | 32 | 1,057,271 | 2,888 | 3,070,182 | 588 | 601,520 | 1,662 | 1,538,760 | 1 | 380 | 5,171 | 6,268,113 |
| 下市町 | 9 | 296,520 | 457 | 505,470 | 81 | 103,250 | 315 | 320,190 | 0 | 0 | 862 | 1,225,430 |
| 黒滝村 | 1 | 47,440 | 59 | 43,710 | 11 | 6,210 | 18 | 19,550 | 0 | 0 | 89 | 116,910 |
| 天川村 | 2 | 52,450 | 207 | 150,530 | 31 | 20,660 | 88 | 84,170 | 0 | 0 | 328 | 307,810 |
| 野迫川村 | 0 | 0 | 33 | 39,840 | 4 | 4,220 | 13 | 7,870 | 0 | 0 | 50 | 51,930 |
| 十津川村 | 3 | 163,940 | 225 | 224,680 | 99 | 184,240 | 6 | 5,840 | 0 | 0 | 333 | 578,700 |
| 下北山村 | 0 | 0 | 29 | 20,580 | 4 | 4,130 | 3 | 4,210 | 0 | 0 | 36 | 28,920 |
| 上北山村 | 0 | 0 | 13 | 8,050 | 0 | 0 | 2 | 1,560 | 0 | 0 | 15 | 9,610 |
| 川上村 | 0 | 0 | 43 | 47,040 | 15 | 9,220 | 29 | 18,180 | 0 | 0 | 87 | 74,440 |
| 東吉野村 | 1 | 37,510 | 90 | 67,810 | 27 | 30,490 | 66 | 71,630 | 0 | 0 | 184 | 207,440 |
| 町村計 | 516 | 22,425,941 | 55,743 | 61,513,043 | 9,482 | 10,187,800 | 32,422 | 32,776,900 | 51 | 62,310 | 98,214 | 126,965,994 |
| 合計 | 2,062 | 90,507,896 | 260,429 | 277,419,289 | 47,924 | 58,130,962 | 157,690 | 159,077,067 | 270 | 970,040 | 468,375 | 586,105,254 |

5. 子ども医療費助成事業支給実績（3歳児～就学前：通常償還分）

| 市町村名 | 医科 | | | | 歯科 | | 調剤 | | その他 | | 合計 | |
|-------|---------|-----------|---------|-----------|---------|-----------|---------|-----------|---------|-----------|---------|------------|
| | 入院 | | 入院外 | | 件数 件 | 金額 円 | 件数 件 | 金額 円 | 件数 件 | 金額 円 | 件数 件 | 金額 円 |
| | 件数 件 | 金額 円 | 件数 件 | 金額 円 | | | | | | | | |
| 奈良市 | 41 | 1,788,396 | 1,314 | 1,931,932 | 251 | 452,760 | 735 | 933,990 | 37 | 249,952 | 2,378 | 5,357,030 |
| 大和高田市 | 9 | 88,667 | 113 | 159,044 | 9 | 19,460 | 68 | 82,730 | 8 | 120,462 | 207 | 470,363 |
| 大和郡山市 | 13 | 491,704 | 184 | 376,150 | 15 | 29,950 | 69 | 94,520 | 21 | 152,058 | 302 | 1,144,382 |
| 天理市 | 4 | 132,280 | 142 | 177,438 | 12 | 26,680 | 47 | 42,880 | 13 | 127,124 | 218 | 506,402 |
| 橿原市 | 7 | 209,010 | 245 | 355,702 | 36 | 166,477 | 156 | 251,270 | 24 | 280,637 | 468 | 1,263,096 |
| 桜井市 | 8 | 318,494 | 88 | 100,559 | 14 | 12,360 | 53 | 75,330 | 2 | 10,392 | 165 | 517,135 |
| 五條市 | 7 | 300,632 | 741 | 765,510 | 103 | 186,280 | 522 | 544,180 | 0 | 0 | 1,373 | 1,796,602 |
| 御所市 | 5 | 54,110 | 28 | 34,160 | 2 | 2,860 | 12 | 15,110 | 2 | 7,762 | 49 | 114,002 |
| 生駒市 | 30 | 662,926 | 544 | 931,910 | 161 | 368,300 | 284 | 402,230 | 28 | 176,730 | 1,047 | 2,542,096 |
| 香芝市 | 19 | 950,345 | 514 | 941,715 | 44 | 54,210 | 195 | 260,820 | 11 | 139,802 | 783 | 2,346,892 |
| 葛城市 | 8 | 190,720 | 142 | 221,420 | 21 | 20,750 | 55 | 59,894 | 5 | 24,098 | 231 | 516,882 |
| 宇陀市 | 5 | 195,430 | 120 | 130,300 | 55 | 86,220 | 50 | 55,390 | 9 | 72,414 | 239 | 539,754 |
| 市計 | 156 | 5,382,714 | 4,175 | 6,125,840 | 723 | 1,426,307 | 2,246 | 2,818,344 | 160 | 1,361,431 | 7,460 | 17,114,636 |
| 山添村 | 3 | 54,470 | 285 | 275,440 | 21 | 27,480 | 178 | 210,360 | 0 | 0 | 487 | 567,750 |
| 平群町 | 6 | 194,787 | 38 | 44,540 | 10 | 8,160 | 20 | 12,690 | 2 | 7,090 | 76 | 267,267 |
| 三郷町 | 3 | 63,600 | 65 | 105,938 | 22 | 19,090 | 23 | 15,750 | 1 | 1,750 | 114 | 206,128 |
| 斑鳩町 | 2 | 23,550 | 182 | 253,551 | 47 | 78,620 | 64 | 91,260 | 1 | 3,820 | 296 | 450,801 |
| 安堵町 | 0 | 0 | 17 | 53,072 | 7 | 6,660 | 4 | 5,290 | 2 | 22,942 | 30 | 87,964 |
| 川西町 | 3 | 171,790 | 11 | 40,460 | 1 | 230 | 3 | 2,140 | 1 | 7,270 | 19 | 221,890 |
| 三宅町 | 0 | 0 | 1 | 4,480 | 2 | 620 | 1 | 510 | 0 | 0 | 4 | 5,610 |
| 田原本町 | 4 | 250,367 | 68 | 86,110 | 12 | 13,490 | 30 | 24,730 | 7 | 36,033 | 121 | 410,730 |
| 首爾村 | 0 | 0 | 54 | 52,720 | 6 | 7,140 | 50 | 61,450 | 0 | 0 | 110 | 121,310 |
| 御杖村 | 0 | 0 | 40 | 49,030 | 12 | 18,380 | 24 | 23,720 | 1 | 6,592 | 77 | 97,722 |
| 高取町 | 0 | 0 | 4 | 5,590 | 0 | 0 | 1 | 420 | 0 | 0 | 5 | 6,010 |
| 明日香村 | 1 | 79,630 | 4 | 8,910 | 0 | 0 | 2 | 3,360 | 0 | 0 | 7 | 91,900 |
| 上牧町 | 4 | 130,680 | 51 | 67,896 | 2 | 3,920 | 25 | 19,870 | 1 | 24,550 | 83 | 246,916 |
| 王寺町 | 15 | 115,622 | 99 | 137,556 | 25 | 32,570 | 54 | 47,930 | 2 | 9,584 | 195 | 343,262 |
| 広陵町 | 10 | 172,440 | 143 | 301,615 | 27 | 38,880 | 60 | 74,640 | 0 | 0 | 240 | 587,575 |
| 河合町 | 3 | 68,040 | 21 | 28,370 | 4 | 9,840 | 14 | 12,260 | 2 | 12,183 | 44 | 130,693 |
| 吉野町 | 0 | 0 | 5 | 540 | 0 | 0 | 0 | 0 | 3 | 39,526 | 8 | 40,066 |
| 大淀町 | 5 | 94,900 | 24 | 25,210 | 3 | 2,020 | 12 | 14,930 | 7 | 56,882 | 51 | 193,942 |
| 下市町 | 1 | 60,296 | 31 | 41,354 | 1 | 820 | 6 | 3,340 | 0 | 0 | 39 | 105,810 |
| 黒滝村 | 0 | 0 | 2 | 1,290 | 0 | 0 | 2 | 750 | 0 | 0 | 4 | 2,040 |
| 天川村 | 0 | 0 | 4 | 6,340 | 0 | 0 | 0 | 0 | 0 | 0 | 4 | 6,340 |
| 野迫川村 | 0 | 0 | 3 | 1,490 | 5 | 9,900 | 3 | 1,210 | 0 | 0 | 11 | 12,600 |
| 十津川村 | 1 | 37,810 | 133 | 164,690 | 12 | 14,350 | 106 | 150,170 | 0 | 0 | 252 | 367,020 |
| 下北山村 | 0 | 0 | 56 | 65,750 | 1 | 1,200 | 54 | 85,990 | 0 | 0 | 111 | 152,940 |
| 上北山村 | 0 | 0 | 0 | 0 | 0 | 0 | 0 | 0 | 0 | 0 | 0 | 0 |
| 川上村 | 0 | 0 | 8 | 18,890 | 4 | 3,700 | 6 | 4,440 | 0 | 0 | 18 | 27,030 |
| 東吉野村 | 0 | 0 | 0 | 0 | 0 | 0 | 0 | 0 | 0 | 0 | 0 | 0 |
| 町村計 | 61 | 1,517,982 | 1,349 | 1,840,832 | 224 | 297,070 | 742 | 867,210 | 30 | 228,222 | 2,406 | 4,751,316 |
| 合計 | 217 | 6,900,696 | 5,524 | 7,966,672 | 947 | 1,723,377 | 2,988 | 3,685,554 | 190 | 1,589,653 | 9,866 | 21,865,952 |

6. 子ども医療費助成事業支給実績（小学生：自動償還分）

| 市町村名 | 医科 | | | | 歯科 | | 調剤 | | その他 | | 合計 | | |
|-------|---------|------------|---------|---------|---------|---------|---------|---------|---------|---------|---------|---------|------------|
| | 入院 | | 入院外 | | 件数 件 | 金額 円 | 件数 件 | 金額 円 | 件数 件 | 金額 円 | 件数 件 | 金額 円 | |
| | 件数 件 | 金額 円 | 件数 件 | 金額 円 | | | | | | | | | |
| 奈良市 | 447 | 28,291,812 | 0 | 0 | 0 | 0 | 0 | 0 | 0 | 0 | 0 | 447 | 28,291,812 |
| 大和高田市 | 0 | 0 | 0 | 0 | 0 | 0 | 0 | 0 | 0 | 0 | 0 | 0 | 0 |
| 大和郡山市 | 0 | 0 | 0 | 0 | 0 | 0 | 0 | 0 | 0 | 0 | 0 | 0 | 0 |
| 天理市 | 15 | 901,509 | 0 | 0 | 0 | 0 | 0 | 0 | 0 | 0 | 0 | 15 | 901,509 |
| 橿原市 | 53 | 3,569,356 | 0 | 0 | 0 | 0 | 0 | 0 | 0 | 0 | 0 | 53 | 3,569,356 |
| 桜井市 | 0 | 0 | 0 | 0 | 0 | 0 | 0 | 0 | 0 | 0 | 0 | 0 | 0 |
| 五條市 | 19 | 880,226 | 0 | 0 | 0 | 0 | 0 | 0 | 0 | 0 | 0 | 19 | 880,226 |
| 御所市 | 0 | 0 | 0 | 0 | 0 | 0 | 0 | 0 | 0 | 0 | 0 | 0 | 0 |
| 生駒市 | 0 | 0 | 0 | 0 | 0 | 0 | 0 | 0 | 0 | 0 | 0 | 0 | 0 |
| 香芝市 | 0 | 0 | 0 | 0 | 0 | 0 | 0 | 0 | 0 | 0 | 0 | 0 | 0 |
| 葛城市 | 39 | 2,080,060 | 0 | 0 | 0 | 0 | 0 | 0 | 0 | 0 | 0 | 39 | 2,080,060 |
| 宇陀市 | 0 | 0 | 0 | 0 | 0 | 0 | 0 | 0 | 0 | 0 | 0 | 0 | 0 |
| 市計 | 573 | 35,722,963 | 0 | 0 | 0 | 0 | 0 | 0 | 0 | 0 | 0 | 573 | 35,722,963 |
| 山添村 | 0 | 0 | 0 | 0 | 0 | 0 | 0 | 0 | 0 | 0 | 0 | 0 | 0 |
| 平群町 | 34 | 2,387,280 | 0 | 0 | 0 | 0 | 0 | 0 | 0 | 0 | 0 | 34 | 2,387,280 |
| 三郷町 | 37 | 2,513,989 | 0 | 0 | 0 | 0 | 0 | 0 | 0 | 0 | 0 | 37 | 2,513,989 |
| 斑鳩町 | 48 | 2,542,809 | 0 | 0 | 0 | 0 | 0 | 0 | 0 | 0 | 0 | 48 | 2,542,809 |
| 安堵町 | 0 | 0 | 0 | 0 | 0 | 0 | 0 | 0 | 0 | 0 | 0 | 0 | 0 |
| 川西町 | 0 | 0 | 0 | 0 | 0 | 0 | 0 | 0 | 0 | 0 | 0 | 0 | 0 |
| 三宅町 | 6 | 368,871 | 0 | 0 | 0 | 0 | 0 | 0 | 0 | 0 | 0 | 6 | 368,871 |
| 田原本町 | 4 | 293,158 | 0 | 0 | 0 | 0 | 0 | 0 | 0 | 0 | 0 | 4 | 293,158 |
| 曾爾村 | 1 | 54,090 | 0 | 0 | 0 | 0 | 0 | 0 | 0 | 0 | 0 | 1 | 54,090 |
| 御杖村 | 0 | 0 | 0 | 0 | 0 | 0 | 0 | 0 | 0 | 0 | 0 | 0 | 0 |
| 高取町 | 0 | 0 | 0 | 0 | 0 | 0 | 0 | 0 | 0 | 0 | 0 | 0 | 0 |
| 明日香村 | 7 | 423,122 | 0 | 0 | 0 | 0 | 0 | 0 | 0 | 0 | 0 | 7 | 423,122 |
| 上牧町 | 29 | 1,833,618 | 0 | 0 | 0 | 0 | 0 | 0 | 0 | 0 | 0 | 29 | 1,833,618 |
| 王寺町 | 26 | 1,597,989 | 0 | 0 | 0 | 0 | 0 | 0 | 0 | 0 | 0 | 26 | 1,597,989 |
| 広陵町 | 58 | 3,726,663 | 0 | 0 | 0 | 0 | 0 | 0 | 0 | 0 | 0 | 58 | 3,726,663 |
| 河合町 | 0 | 0 | 0 | 0 | 0 | 0 | 0 | 0 | 0 | 0 | 0 | 0 | 0 |
| 吉野町 | 3 | 180,480 | 0 | 0 | 0 | 0 | 0 | 0 | 0 | 0 | 0 | 3 | 180,480 |
| 大淀町 | 14 | 643,869 | 0 | 0 | 0 | 0 | 0 | 0 | 0 | 0 | 0 | 14 | 643,869 |
| 下市町 | 4 | 202,152 | 0 | 0 | 0 | 0 | 0 | 0 | 0 | 0 | 0 | 4 | 202,152 |
| 黒滝村 | 1 | 63,210 | 0 | 0 | 0 | 0 | 0 | 0 | 0 | 0 | 0 | 1 | 63,210 |
| 天川村 | 0 | 0 | 0 | 0 | 0 | 0 | 0 | 0 | 0 | 0 | 0 | 0 | 0 |
| 野迫川村 | 0 | 0 | 0 | 0 | 0 | 0 | 0 | 0 | 0 | 0 | 0 | 0 | 0 |
| 十津川村 | 0 | 0 | 0 | 0 | 0 | 0 | 0 | 0 | 0 | 0 | 0 | 0 | 0 |
| 下北山村 | 0 | 0 | 0 | 0 | 0 | 0 | 0 | 0 | 0 | 0 | 0 | 0 | 0 |
| 上北山村 | 0 | 0 | 0 | 0 | 0 | 0 | 0 | 0 | 0 | 0 | 0 | 0 | 0 |
| 川上村 | 0 | 0 | 0 | 0 | 0 | 0 | 0 | 0 | 0 | 0 | 0 | 0 | 0 |
| 東吉野村 | 0 | 0 | 0 | 0 | 0 | 0 | 0 | 0 | 0 | 0 | 0 | 0 | 0 |
| 町村計 | 272 | 16,831,300 | 0 | 0 | 0 | 0 | 0 | 0 | 0 | 0 | 0 | 272 | 16,831,300 |
| 合計 | 845 | 52,554,263 | 0 | 0 | 0 | 0 | 0 | 0 | 0 | 0 | 0 | 845 | 52,554,263 |

7. 子ども医療費助成事業支給実績（小学生：通常償還分）

| 市町村名 | 医科 | | | | 歯科 | | 調剤 | | その他 | | 合計 | | |
|-------|---------|------------|---------|---------|---------|---------|---------|---------|---------|---------|---------|---------|------------|
| | 入院 | | 入院外 | | 件数 件 | 金額 円 | 件数 件 | 金額 円 | 件数 件 | 金額 円 | 件数 件 | 金額 円 | |
| | 件数 件 | 金額 円 | 件数 件 | 金額 円 | | | | | | | | | |
| 奈良市 | 38 | 1,653,955 | 0 | 0 | 0 | 0 | 0 | 0 | 0 | 0 | 0 | 38 | 1,653,955 |
| 大和高田市 | 45 | 2,104,168 | 0 | 0 | 0 | 0 | 0 | 0 | 0 | 0 | 0 | 45 | 2,104,168 |
| 大和郡山市 | 60 | 3,393,654 | 0 | 0 | 0 | 0 | 0 | 0 | 0 | 0 | 0 | 60 | 3,393,654 |
| 天理市 | 37 | 2,066,941 | 0 | 0 | 0 | 0 | 0 | 0 | 0 | 0 | 0 | 37 | 2,066,941 |
| 橿原市 | 34 | 1,603,624 | 0 | 0 | 0 | 0 | 0 | 0 | 0 | 0 | 0 | 34 | 1,603,624 |
| 桜井市 | 38 | 2,100,070 | 0 | 0 | 0 | 0 | 0 | 0 | 0 | 0 | 0 | 38 | 2,100,070 |
| 五條市 | 7 | 430,660 | 0 | 0 | 0 | 0 | 0 | 0 | 0 | 0 | 0 | 7 | 430,660 |
| 御所市 | 6 | 247,733 | 0 | 0 | 0 | 0 | 0 | 0 | 0 | 0 | 0 | 6 | 247,733 |
| 生駒市 | 114 | 6,436,210 | 0 | 0 | 0 | 0 | 0 | 0 | 0 | 0 | 0 | 114 | 6,436,210 |
| 香芝市 | 70 | 3,034,191 | 0 | 0 | 0 | 0 | 0 | 0 | 0 | 0 | 0 | 70 | 3,034,191 |
| 葛城市 | 9 | 506,671 | 0 | 0 | 0 | 0 | 0 | 0 | 0 | 0 | 0 | 9 | 506,671 |
| 宇陀市 | 32 | 1,619,605 | 0 | 0 | 0 | 0 | 0 | 0 | 0 | 0 | 0 | 32 | 1,619,605 |
| 市計 | 490 | 25,197,482 | 0 | 0 | 0 | 0 | 0 | 0 | 0 | 0 | 0 | 490 | 25,197,482 |
| 山添村 | 6 | 298,430 | 0 | 0 | 0 | 0 | 0 | 0 | 0 | 0 | 0 | 6 | 298,430 |
| 平群町 | 2 | 336,850 | 0 | 0 | 0 | 0 | 0 | 0 | 0 | 0 | 0 | 2 | 336,850 |
| 三郷町 | 1 | 9,000 | 0 | 0 | 0 | 0 | 0 | 0 | 0 | 0 | 0 | 1 | 9,000 |
| 斑鳩町 | 16 | 791,427 | 0 | 0 | 0 | 0 | 0 | 0 | 0 | 0 | 0 | 16 | 791,427 |
| 安堵町 | 4 | 205,610 | 0 | 0 | 0 | 0 | 0 | 0 | 0 | 0 | 0 | 4 | 205,610 |
| 川西町 | 8 | 517,480 | 0 | 0 | 0 | 0 | 0 | 0 | 0 | 0 | 0 | 8 | 517,480 |
| 三宅町 | 8 | 463,015 | 0 | 0 | 0 | 0 | 0 | 0 | 0 | 0 | 0 | 8 | 463,015 |
| 田原本町 | 49 | 2,863,683 | 0 | 0 | 0 | 0 | 0 | 0 | 0 | 0 | 0 | 49 | 2,863,683 |
| 菅原村 | 0 | 0 | 0 | 0 | 0 | 0 | 0 | 0 | 0 | 0 | 0 | 0 | 0 |
| 御杖村 | 0 | 0 | 0 | 0 | 0 | 0 | 0 | 0 | 0 | 0 | 0 | 0 | 0 |
| 高取町 | 10 | 381,210 | 0 | 0 | 0 | 0 | 0 | 0 | 0 | 0 | 0 | 10 | 381,210 |
| 明日香村 | 0 | 0 | 0 | 0 | 0 | 0 | 0 | 0 | 0 | 0 | 0 | 0 | 0 |
| 上牧町 | 1 | 84,160 | 0 | 0 | 0 | 0 | 0 | 0 | 0 | 0 | 0 | 1 | 84,160 |
| 王寺町 | 0 | 0 | 0 | 0 | 0 | 0 | 0 | 0 | 0 | 0 | 0 | 0 | 0 |
| 広陵町 | 4 | 154,733 | 0 | 0 | 0 | 0 | 0 | 0 | 0 | 0 | 0 | 4 | 154,733 |
| 河合町 | 2 | 77,860 | 0 | 0 | 0 | 0 | 0 | 0 | 0 | 0 | 0 | 2 | 77,860 |
| 吉野町 | 1 | 4,500 | 0 | 0 | 0 | 0 | 0 | 0 | 0 | 0 | 0 | 1 | 4,500 |
| 大淀町 | 4 | 230,956 | 0 | 0 | 0 | 0 | 0 | 0 | 0 | 0 | 0 | 4 | 230,956 |
| 下市町 | 0 | 0 | 0 | 0 | 0 | 0 | 0 | 0 | 0 | 0 | 0 | 0 | 0 |
| 黒滝村 | 0 | 0 | 0 | 0 | 0 | 0 | 0 | 0 | 0 | 0 | 0 | 0 | 0 |
| 天川村 | 0 | 0 | 0 | 0 | 0 | 0 | 0 | 0 | 0 | 0 | 0 | 0 | 0 |
| 野迫川村 | 0 | 0 | 0 | 0 | 0 | 0 | 0 | 0 | 0 | 0 | 0 | 0 | 0 |
| 十津川村 | 2 | 69,570 | 0 | 0 | 0 | 0 | 0 | 0 | 0 | 0 | 0 | 2 | 69,570 |
| 下北山村 | 0 | 0 | 0 | 0 | 0 | 0 | 0 | 0 | 0 | 0 | 0 | 0 | 0 |
| 上北山村 | 0 | 0 | 0 | 0 | 0 | 0 | 0 | 0 | 0 | 0 | 0 | 0 | 0 |
| 川上村 | 0 | 0 | 0 | 0 | 0 | 0 | 0 | 0 | 0 | 0 | 0 | 0 | 0 |
| 東吉野村 | 0 | 0 | 0 | 0 | 0 | 0 | 0 | 0 | 0 | 0 | 0 | 0 | 0 |
| 町村計 | 118 | 6,488,484 | 0 | 0 | 0 | 0 | 0 | 0 | 0 | 0 | 0 | 118 | 6,488,484 |
| 合計 | 608 | 31,685,966 | 0 | 0 | 0 | 0 | 0 | 0 | 0 | 0 | 0 | 608 | 31,685,966 |

8. 子ども医療費助成事業支給実績（中学生：自動償還分）

| 市町村名 | 医科 | | | | 歯科 | | 調剤 | | その他 | | 合計 | |
|-------|---------|------------|---------|---------|---------|---------|---------|---------|---------|---------|---------|------------|
| | 入院 | | 入院外 | | 件数 件 | 金額 円 | 件数 件 | 金額 円 | 件数 件 | 金額 円 | 件数 件 | 金額 円 |
| | 件数 件 | 金額 円 | 件数 件 | 金額 円 | | | | | | | | |
| 奈良市 | 172 | 11,561,035 | 0 | 0 | 0 | 0 | 0 | 0 | 0 | 0 | 172 | 11,561,035 |
| 大和高田市 | 0 | 0 | 0 | 0 | 0 | 0 | 0 | 0 | 0 | 0 | 0 | 0 |
| 大和郡山市 | 0 | 0 | 0 | 0 | 0 | 0 | 0 | 0 | 0 | 0 | 0 | 0 |
| 天理市 | 6 | 656,005 | 0 | 0 | 0 | 0 | 0 | 0 | 0 | 0 | 6 | 656,005 |
| 橿原市 | 18 | 1,347,682 | 0 | 0 | 0 | 0 | 0 | 0 | 0 | 0 | 18 | 1,347,682 |
| 桜井市 | 0 | 0 | 0 | 0 | 0 | 0 | 0 | 0 | 0 | 0 | 0 | 0 |
| 五條市 | 4 | 281,540 | 0 | 0 | 0 | 0 | 0 | 0 | 0 | 0 | 4 | 281,540 |
| 御所市 | 0 | 0 | 0 | 0 | 0 | 0 | 0 | 0 | 0 | 0 | 0 | 0 |
| 生駒市 | 0 | 0 | 0 | 0 | 0 | 0 | 0 | 0 | 0 | 0 | 0 | 0 |
| 香芝市 | 0 | 0 | 0 | 0 | 0 | 0 | 0 | 0 | 0 | 0 | 0 | 0 |
| 葛城市 | 20 | 1,056,613 | 0 | 0 | 0 | 0 | 0 | 0 | 0 | 0 | 20 | 1,056,613 |
| 宇陀市 | 0 | 0 | 0 | 0 | 0 | 0 | 0 | 0 | 0 | 0 | 0 | 0 |
| 市計 | 220 | 14,902,875 | 0 | 0 | 0 | 0 | 0 | 0 | 0 | 0 | 220 | 14,902,875 |
| 山添村 | 1 | 75,990 | 0 | 0 | 0 | 0 | 0 | 0 | 0 | 0 | 1 | 75,990 |
| 平群町 | 3 | 287,234 | 0 | 0 | 0 | 0 | 0 | 0 | 0 | 0 | 3 | 287,234 |
| 三郷町 | 17 | 926,410 | 0 | 0 | 0 | 0 | 0 | 0 | 0 | 0 | 17 | 926,410 |
| 斑鳩町 | 17 | 1,111,988 | 0 | 0 | 0 | 0 | 0 | 0 | 0 | 0 | 17 | 1,111,988 |
| 安堵町 | 0 | 0 | 0 | 0 | 0 | 0 | 0 | 0 | 0 | 0 | 0 | 0 |
| 川西町 | 0 | 0 | 0 | 0 | 0 | 0 | 0 | 0 | 0 | 0 | 0 | 0 |
| 三宅町 | 0 | 0 | 0 | 0 | 0 | 0 | 0 | 0 | 0 | 0 | 0 | 0 |
| 田原本町 | 0 | 0 | 0 | 0 | 0 | 0 | 0 | 0 | 0 | 0 | 0 | 0 |
| 菅爾村 | 0 | 0 | 0 | 0 | 0 | 0 | 0 | 0 | 0 | 0 | 0 | 0 |
| 御杖村 | 0 | 0 | 0 | 0 | 0 | 0 | 0 | 0 | 0 | 0 | 0 | 0 |
| 高取町 | 0 | 0 | 0 | 0 | 0 | 0 | 0 | 0 | 0 | 0 | 0 | 0 |
| 明日香村 | 4 | 326,194 | 0 | 0 | 0 | 0 | 0 | 0 | 0 | 0 | 4 | 326,194 |
| 上牧町 | 10 | 740,030 | 0 | 0 | 0 | 0 | 0 | 0 | 0 | 0 | 10 | 740,030 |
| 王寺町 | 5 | 326,536 | 0 | 0 | 0 | 0 | 0 | 0 | 0 | 0 | 5 | 326,536 |
| 広陵町 | 16 | 922,733 | 0 | 0 | 0 | 0 | 0 | 0 | 0 | 0 | 16 | 922,733 |
| 河合町 | 0 | 0 | 0 | 0 | 0 | 0 | 0 | 0 | 0 | 0 | 0 | 0 |
| 吉野町 | 1 | 44,800 | 0 | 0 | 0 | 0 | 0 | 0 | 0 | 0 | 1 | 44,800 |
| 大淀町 | 4 | 216,645 | 0 | 0 | 0 | 0 | 0 | 0 | 0 | 0 | 4 | 216,645 |
| 下市町 | 2 | 57,820 | 0 | 0 | 0 | 0 | 0 | 0 | 0 | 0 | 2 | 57,820 |
| 黒滝村 | 0 | 0 | 0 | 0 | 0 | 0 | 0 | 0 | 0 | 0 | 0 | 0 |
| 天川村 | 9 | 58,420 | 0 | 0 | 0 | 0 | 0 | 0 | 0 | 0 | 9 | 58,420 |
| 野迫川村 | 0 | 0 | 0 | 0 | 0 | 0 | 0 | 0 | 0 | 0 | 0 | 0 |
| 十津川村 | 0 | 0 | 0 | 0 | 0 | 0 | 0 | 0 | 0 | 0 | 0 | 0 |
| 下北山村 | 0 | 0 | 0 | 0 | 0 | 0 | 0 | 0 | 0 | 0 | 0 | 0 |
| 上北山村 | 0 | 0 | 0 | 0 | 0 | 0 | 0 | 0 | 0 | 0 | 0 | 0 |
| 川上村 | 0 | 0 | 0 | 0 | 0 | 0 | 0 | 0 | 0 | 0 | 0 | 0 |
| 東吉野村 | 0 | 0 | 0 | 0 | 0 | 0 | 0 | 0 | 0 | 0 | 0 | 0 |
| 町村計 | 89 | 5,094,800 | 0 | 0 | 0 | 0 | 0 | 0 | 0 | 0 | 89 | 5,094,800 |
| 合計 | 309 | 19,997,675 | 0 | 0 | 0 | 0 | 0 | 0 | 0 | 0 | 309 | 19,997,675 |

9. 子ども医療費助成事業支給実績（中学生：通常償還分）

| 市町村名 | 医科 | | | | 歯科 | | 調剤 | | その他 | | 合計 | |
|-------|---------|------------|---------|---------|---------|---------|---------|---------|---------|---------|---------|------------|
| | 入院 | | 入院外 | | 件数 件 | 金額 円 | 件数 件 | 金額 円 | 件数 件 | 金額 円 | 件数 件 | 金額 円 |
| | 件数 件 | 金額 円 | 件数 件 | 金額 円 | | | | | | | | |
| 奈良市 | 26 | 1,293,683 | 0 | 0 | 0 | 0 | 0 | 0 | 0 | 0 | 26 | 1,293,683 |
| 大和高田市 | 24 | 947,610 | 0 | 0 | 0 | 0 | 0 | 0 | 0 | 0 | 24 | 947,610 |
| 大和郡山市 | 19 | 1,038,466 | 0 | 0 | 0 | 0 | 0 | 0 | 0 | 0 | 19 | 1,038,466 |
| 天理市 | 6 | 542,968 | 0 | 0 | 0 | 0 | 0 | 0 | 0 | 0 | 6 | 542,968 |
| 橿原市 | 14 | 987,161 | 0 | 0 | 0 | 0 | 0 | 0 | 0 | 0 | 14 | 987,161 |
| 桜井市 | 8 | 381,097 | 0 | 0 | 0 | 0 | 0 | 0 | 0 | 0 | 8 | 381,097 |
| 五條市 | 5 | 227,630 | 0 | 0 | 0 | 0 | 0 | 0 | 0 | 0 | 5 | 227,630 |
| 御所市 | 1 | 32,080 | 0 | 0 | 0 | 0 | 0 | 0 | 0 | 0 | 1 | 32,080 |
| 生駒市 | 38 | 1,682,034 | 0 | 0 | 0 | 0 | 0 | 0 | 0 | 0 | 38 | 1,682,034 |
| 香芝市 | 13 | 619,362 | 0 | 0 | 0 | 0 | 0 | 0 | 0 | 0 | 13 | 619,362 |
| 葛城市 | 7 | 526,158 | 0 | 0 | 0 | 0 | 0 | 0 | 0 | 0 | 7 | 526,158 |
| 宇陀市 | 5 | 151,800 | 0 | 0 | 0 | 0 | 0 | 0 | 0 | 0 | 5 | 151,800 |
| 市計 | 166 | 8,430,049 | 0 | 0 | 0 | 0 | 0 | 0 | 0 | 0 | 166 | 8,430,049 |
| 山添村 | 0 | 0 | 0 | 0 | 0 | 0 | 0 | 0 | 0 | 0 | 0 | 0 |
| 平群町 | 0 | 0 | 0 | 0 | 0 | 0 | 0 | 0 | 0 | 0 | 0 | 0 |
| 三郷町 | 7 | 182,158 | 0 | 0 | 0 | 0 | 0 | 0 | 0 | 0 | 7 | 182,158 |
| 斑鳩町 | 5 | 306,931 | 0 | 0 | 0 | 0 | 0 | 0 | 0 | 0 | 5 | 306,931 |
| 安堵町 | 12 | 802,665 | 0 | 0 | 0 | 0 | 0 | 0 | 0 | 0 | 12 | 802,665 |
| 川西町 | 0 | 0 | 0 | 0 | 0 | 0 | 0 | 0 | 0 | 0 | 0 | 0 |
| 三宅町 | 3 | 214,894 | 0 | 0 | 0 | 0 | 0 | 0 | 0 | 0 | 3 | 214,894 |
| 田原本町 | 11 | 693,396 | 0 | 0 | 0 | 0 | 0 | 0 | 0 | 0 | 11 | 693,396 |
| 菅籬村 | 0 | 0 | 0 | 0 | 0 | 0 | 0 | 0 | 0 | 0 | 0 | 0 |
| 御杖村 | 0 | 0 | 0 | 0 | 0 | 0 | 0 | 0 | 0 | 0 | 0 | 0 |
| 高取町 | 1 | 22,300 | 0 | 0 | 0 | 0 | 0 | 0 | 0 | 0 | 1 | 22,300 |
| 明日香村 | 0 | 0 | 0 | 0 | 0 | 0 | 0 | 0 | 0 | 0 | 0 | 0 |
| 上牧町 | 1 | 75,060 | 0 | 0 | 0 | 0 | 0 | 0 | 0 | 0 | 1 | 75,060 |
| 王寺町 | 1 | 149,230 | 0 | 0 | 0 | 0 | 0 | 0 | 0 | 0 | 1 | 149,230 |
| 広陵町 | 1 | 30,000 | 0 | 0 | 0 | 0 | 0 | 0 | 0 | 0 | 1 | 30,000 |
| 河合町 | 10 | 557,327 | 0 | 0 | 0 | 0 | 0 | 0 | 0 | 0 | 10 | 557,327 |
| 吉野町 | 0 | 0 | 0 | 0 | 0 | 0 | 0 | 0 | 0 | 0 | 0 | 0 |
| 大淀町 | 2 | 158,483 | 0 | 0 | 0 | 0 | 0 | 0 | 0 | 0 | 2 | 158,483 |
| 下市町 | 0 | 0 | 0 | 0 | 0 | 0 | 0 | 0 | 0 | 0 | 0 | 0 |
| 黒滝村 | 0 | 0 | 0 | 0 | 0 | 0 | 0 | 0 | 0 | 0 | 0 | 0 |
| 天川村 | 0 | 0 | 0 | 0 | 0 | 0 | 0 | 0 | 0 | 0 | 0 | 0 |
| 野迫川村 | 0 | 0 | 0 | 0 | 0 | 0 | 0 | 0 | 0 | 0 | 0 | 0 |
| 十津川村 | 0 | 0 | 0 | 0 | 0 | 0 | 0 | 0 | 0 | 0 | 0 | 0 |
| 下北山村 | 5 | 5,556 | 0 | 0 | 0 | 0 | 0 | 0 | 0 | 0 | 5 | 5,556 |
| 上北山村 | 0 | 0 | 0 | 0 | 0 | 0 | 0 | 0 | 0 | 0 | 0 | 0 |
| 川上村 | 0 | 0 | 0 | 0 | 0 | 0 | 0 | 0 | 0 | 0 | 0 | 0 |
| 東吉野村 | 0 | 0 | 0 | 0 | 0 | 0 | 0 | 0 | 0 | 0 | 0 | 0 |
| 町村計 | 59 | 3,198,000 | 0 | 0 | 0 | 0 | 0 | 0 | 0 | 0 | 59 | 3,198,000 |
| 合計 | 225 | 11,628,049 | 0 | 0 | 0 | 0 | 0 | 0 | 0 | 0 | 225 | 11,628,049 |

1. 心身障害者医療費助成事業支給実績（合計）

| 市町村名 | 医科 | | | | 歯科 | | 調剤 | | その他 | | 合計 | | 戻入額 円 | 収入額 円 | 支弁額 円 |
|-------|---------|-------------|---------|-------------|---------|------------|---------|-------------|---------|------------|---------|---------------|-----------|------------|---------------|
| | 入院 | | 入院外 | | 件数 件 | 金額 円 | 件数 件 | 金額 円 | 件数 件 | 金額 円 | 件数 件 | 金額 円 | | | |
| | 件数 件 | 金額 円 | 件数 件 | 金額 円 | | | | | | | | | | | |
| 奈良市 | 3,119 | 76,413,467 | 35,780 | 167,407,571 | 6,833 | 24,044,636 | 17,900 | 81,358,370 | 1,834 | 21,181,821 | 65,466 | 370,405,865 | 6,640 | 24,303,333 | 346,095,892 |
| 大和高田市 | 642 | 13,635,146 | 6,819 | 28,690,204 | 1,326 | 4,436,075 | 3,800 | 16,112,317 | 335 | 2,760,668 | 12,922 | 65,634,410 | 51,600 | 165,320 | 65,417,490 |
| 大和郡山市 | 775 | 17,811,055 | 8,943 | 35,721,392 | 1,603 | 4,329,608 | 5,255 | 18,809,801 | 468 | 3,409,529 | 17,044 | 80,081,385 | 0 | 73,800 | 80,007,585 |
| 天理市 | 405 | 8,266,835 | 5,982 | 28,427,691 | 1,227 | 3,471,154 | 2,527 | 11,222,325 | 277 | 2,790,345 | 10,418 | 54,178,350 | 0 | 0 | 54,178,350 |
| 橿原市 | 880 | 23,645,038 | 12,236 | 53,238,159 | 2,462 | 8,774,347 | 5,438 | 21,715,418 | 690 | 9,638,192 | 21,706 | 117,011,154 | 0 | 437,989 | 116,573,165 |
| 桜井市 | 416 | 11,886,817 | 7,089 | 34,530,386 | 1,271 | 3,485,740 | 2,706 | 11,511,277 | 343 | 4,579,757 | 11,825 | 65,993,977 | 19,000 | 622,960 | 65,352,017 |
| 五條市 | 301 | 6,390,764 | 3,944 | 15,870,228 | 1,074 | 2,359,050 | 2,462 | 12,434,766 | 172 | 1,412,109 | 7,953 | 38,466,917 | 0 | 29,012 | 38,437,905 |
| 御所市 | 193 | 4,415,338 | 2,605 | 12,783,721 | 481 | 1,628,648 | 1,047 | 7,558,814 | 191 | 2,023,148 | 4,517 | 28,409,669 | 0 | 0 | 28,409,669 |
| 生駒市 | 620 | 16,046,230 | 8,980 | 40,027,970 | 1,633 | 3,991,523 | 4,744 | 17,702,050 | 347 | 2,681,386 | 16,324 | 80,449,159 | 0 | 0 | 80,449,159 |
| 香芝市 | 536 | 15,932,453 | 5,901 | 28,333,224 | 999 | 3,010,830 | 3,409 | 14,414,590 | 234 | 3,116,328 | 11,079 | 64,807,425 | 0 | 4,166,859 | 60,640,566 |
| 葛城市 | 309 | 7,628,287 | 3,409 | 13,854,825 | 589 | 2,006,382 | 2,123 | 8,830,095 | 185 | 371,815 | 6,615 | 32,691,404 | 0 | 261,797 | 32,429,607 |
| 宇陀市 | 291 | 5,766,268 | 4,552 | 16,262,254 | 1,303 | 3,321,640 | 2,065 | 8,374,490 | 82 | 1,257,344 | 8,293 | 34,981,996 | 0 | 0 | 34,981,996 |
| 市計 | 8,487 | 207,837,698 | 106,240 | 475,147,625 | 20,801 | 64,859,633 | 53,476 | 230,044,313 | 5,158 | 55,222,442 | 194,162 | 1,033,111,711 | 77,240 | 30,061,070 | 1,002,973,401 |
| 山添村 | 28 | 403,510 | 339 | 1,980,685 | 64 | 281,630 | 182 | 1,034,390 | 0 | 0 | 613 | 3,700,215 | 0 | 0 | 3,700,215 |
| 平群町 | 140 | 3,020,832 | 1,414 | 5,965,749 | 252 | 692,410 | 899 | 3,297,103 | 120 | 1,019,430 | 2,825 | 13,995,524 | 0 | 472,074 | 13,523,450 |
| 三郷町 | 104 | 3,608,984 | 1,696 | 8,014,054 | 495 | 1,560,630 | 1,281 | 4,156,270 | 94 | 600,191 | 3,670 | 17,940,129 | 1,262,529 | 126,440 | 16,551,160 |
| 斑鳩町 | 192 | 5,455,627 | 2,662 | 8,166,437 | 473 | 1,215,496 | 1,568 | 5,293,074 | 119 | 965,165 | 5,014 | 21,095,799 | 0 | 201,100 | 20,894,699 |
| 安堵町 | 84 | 1,805,609 | 716 | 3,766,530 | 127 | 460,560 | 423 | 2,009,210 | 38 | 528,897 | 1,388 | 8,570,806 | 0 | 0 | 8,570,806 |
| 川西町 | 85 | 1,947,956 | 1,187 | 5,493,560 | 226 | 502,580 | 471 | 2,121,320 | 50 | 541,276 | 2,019 | 10,606,692 | 1,279,685 | 0 | 9,327,007 |
| 三宅町 | 26 | 559,365 | 616 | 2,212,602 | 117 | 366,530 | 242 | 1,126,150 | 59 | 570,596 | 1,060 | 4,835,243 | 0 | 0 | 4,835,243 |
| 田原本町 | 248 | 5,962,602 | 3,456 | 16,379,774 | 528 | 1,400,709 | 1,008 | 4,381,588 | 235 | 2,099,934 | 5,475 | 30,224,607 | 0 | 0 | 30,224,607 |
| 曽爾村 | 37 | 1,157,820 | 231 | 1,211,347 | 36 | 78,920 | 90 | 457,360 | 0 | 0 | 394 | 2,905,447 | 39,600 | 0 | 2,865,847 |
| 御杖村 | 30 | 689,200 | 248 | 886,910 | 44 | 177,940 | 137 | 750,690 | 0 | 0 | 459 | 2,504,740 | 13,200 | 0 | 2,491,540 |
| 高取町 | 109 | 2,747,026 | 919 | 3,798,542 | 268 | 1,053,395 | 441 | 1,808,357 | 17 | 48,540 | 1,754 | 9,455,860 | 0 | 63,148 | 9,392,712 |
| 明日香村 | 47 | 1,566,019 | 1,133 | 4,081,452 | 309 | 981,590 | 662 | 2,349,610 | 17 | 196,480 | 2,168 | 9,175,151 | 0 | 0 | 9,175,151 |
| 上牧町 | 330 | 12,198,313 | 2,550 | 10,632,530 | 618 | 1,871,080 | 1,497 | 6,142,160 | 114 | 881,373 | 5,109 | 31,725,456 | 2,140,630 | 521,674 | 29,063,152 |
| 王寺町 | 169 | 6,648,026 | 1,633 | 6,643,936 | 392 | 1,003,110 | 1,051 | 3,941,003 | 63 | 193,190 | 3,308 | 18,429,265 | 440,645 | 1,328,274 | 16,660,346 |
| 広陵町 | 226 | 7,525,297 | 3,234 | 13,760,583 | 596 | 1,633,220 | 1,369 | 6,535,920 | 178 | 2,396,150 | 5,603 | 31,851,170 | 3,043,829 | 0 | 28,807,341 |
| 河合町 | 137 | 3,953,660 | 1,706 | 6,920,268 | 312 | 937,824 | 1,143 | 5,879,912 | 190 | 2,883,040 | 3,488 | 20,574,704 | 0 | 0 | 20,574,704 |
| 吉野町 | 172 | 4,079,904 | 1,190 | 5,522,811 | 344 | 987,040 | 553 | 2,437,840 | 37 | 436,797 | 2,296 | 13,464,392 | 658,718 | 16,930 | 12,788,744 |
| 大淀町 | 150 | 3,553,348 | 2,336 | 9,531,750 | 650 | 2,624,570 | 1,107 | 5,416,555 | 81 | 935,972 | 4,324 | 22,062,195 | 0 | 76,020 | 21,986,175 |
| 下市町 | 43 | 1,227,462 | 475 | 1,979,170 | 92 | 273,578 | 197 | 900,044 | 4 | 6,680 | 811 | 4,386,934 | 0 | 0 | 4,386,934 |
| 黒滝村 | 14 | 892,760 | 72 | 260,430 | 9 | 26,900 | 24 | 145,970 | 4 | 2,524 | 123 | 1,328,584 | 0 | 0 | 1,328,584 |
| 天川村 | 3 | 74,010 | 299 | 448,830 | 32 | 74,930 | 136 | 292,990 | 1 | 2,311 | 471 | 893,071 | 0 | 0 | 893,071 |
| 野迫川村 | 5 | 139,600 | 25 | 196,900 | 0 | 0 | 12 | 165,030 | 0 | 0 | 42 | 501,530 | 0 | 0 | 501,530 |
| 十津川村 | 27 | 783,950 | 672 | 2,408,829 | 68 | 251,940 | 201 | 1,477,920 | 49 | 325,866 | 1,017 | 5,248,505 | 132,850 | 0 | 5,115,655 |
| 下北山村 | 14 | 584,505 | 115 | 487,899 | 2 | 10,780 | 51 | 384,770 | 0 | 0 | 182 | 1,467,954 | 0 | 0 | 1,467,954 |
| 上北山村 | 6 | 124,540 | 95 | 461,320 | 25 | 80,490 | 41 | 236,400 | 2 | 5,538 | 169 | 908,288 | 0 | 0 | 908,288 |
| 川上村 | 31 | 932,007 | 209 | 1,404,198 | 29 | 155,010 | 87 | 356,100 | 0 | 0 | 356 | 2,847,315 | 0 | 0 | 2,847,315 |
| 東吉野村 | 35 | 397,514 | 221 | 1,036,720 | 29 | 91,260 | 81 | 422,750 | 11 | 9,960 | 377 | 1,958,204 | 0 | 0 | 1,958,204 |
| 町村計 | 2,492 | 72,039,446 | 29,449 | 123,653,816 | 6,137 | 18,794,122 | 14,954 | 63,520,486 | 1,483 | 14,649,910 | 54,515 | 292,657,780 | 9,011,686 | 2,805,660 | 280,840,434 |
| 合計 | 10,979 | 279,877,144 | 135,689 | 598,801,441 | 26,938 | 83,653,755 | 68,430 | 293,564,799 | 6,641 | 69,872,352 | 248,677 | 1,325,769,491 | 9,088,926 | 32,866,730 | 1,283,813,835 |

2. 心身障害者医療費助成事業支給実績（自動償還分）

| 市町村名 | 医科 | | | | 歯科 | | 調剤 | | その他 | | 合計 | |
|-------|---------|-------------|---------|-------------|---------|------------|---------|-------------|---------|------------|---------|---------------|
| | 入院 | | 入院外 | | 件数 件 | 金額 円 | 件数 件 | 金額 円 | 件数 件 | 金額 円 | 件数 件 | 金額 円 |
| | 件数 件 | 金額 円 | 件数 件 | 金額 円 | | | | | | | | |
| 奈良市 | 2,586 | 63,369,202 | 32,552 | 148,682,135 | 6,105 | 21,327,770 | 16,933 | 74,764,703 | 1,301 | 16,033,830 | 59,477 | 324,177,640 |
| 大和高田市 | 586 | 12,450,712 | 6,499 | 27,359,908 | 1,207 | 3,981,765 | 3,688 | 15,640,317 | 240 | 1,920,756 | 12,220 | 61,353,458 |
| 大和郡山市 | 683 | 16,042,406 | 8,519 | 33,534,250 | 1,507 | 4,065,858 | 5,075 | 17,725,751 | 270 | 1,819,278 | 16,054 | 73,187,543 |
| 天理市 | 383 | 7,662,070 | 5,651 | 26,629,898 | 1,173 | 3,322,734 | 2,383 | 10,394,795 | 222 | 2,337,461 | 9,812 | 50,346,958 |
| 橿原市 | 798 | 20,888,365 | 11,644 | 49,894,399 | 2,328 | 8,287,117 | 5,225 | 20,984,298 | 599 | 8,831,142 | 20,594 | 108,885,321 |
| 桜井市 | 381 | 10,836,188 | 6,706 | 32,536,407 | 1,223 | 3,321,920 | 2,641 | 11,129,897 | 298 | 4,079,144 | 11,249 | 61,903,556 |
| 五條市 | 171 | 3,199,721 | 3,457 | 13,845,536 | 1,031 | 2,254,740 | 2,282 | 11,372,873 | 121 | 1,081,671 | 7,062 | 31,754,541 |
| 御所市 | 166 | 3,475,492 | 2,478 | 12,302,276 | 468 | 1,598,098 | 985 | 6,603,194 | 122 | 1,426,110 | 4,219 | 25,405,170 |
| 生駒市 | 420 | 9,452,763 | 7,724 | 33,517,991 | 1,405 | 3,230,652 | 4,283 | 15,232,913 | 229 | 1,577,134 | 14,061 | 63,011,453 |
| 香芝市 | 480 | 14,072,546 | 5,293 | 24,048,214 | 884 | 2,645,420 | 3,128 | 12,088,840 | 215 | 2,825,646 | 10,000 | 55,680,666 |
| 葛城市 | 289 | 7,079,615 | 3,190 | 12,078,796 | 572 | 1,944,362 | 2,049 | 7,957,919 | 168 | 425,020 | 6,268 | 29,485,712 |
| 宇陀市 | 234 | 4,423,623 | 3,951 | 15,248,129 | 1,295 | 3,309,430 | 1,959 | 7,951,530 | 70 | 1,027,053 | 7,509 | 31,959,765 |
| 市計 | 7,177 | 172,952,703 | 97,664 | 429,677,939 | 19,198 | 59,289,866 | 50,631 | 211,847,030 | 3,855 | 43,384,245 | 178,525 | 917,151,783 |
| 山添村 | 19 | 180,240 | 185 | 1,433,755 | 42 | 171,100 | 88 | 519,120 | 0 | 0 | 334 | 2,304,215 |
| 平群町 | 122 | 2,335,193 | 1,298 | 5,078,942 | 239 | 645,450 | 859 | 3,207,213 | 65 | 603,654 | 2,583 | 11,870,452 |
| 三郷町 | 90 | 3,211,394 | 1,542 | 7,339,887 | 284 | 765,450 | 1,202 | 3,799,540 | 86 | 585,993 | 3,204 | 15,702,264 |
| 斑鳩町 | 167 | 4,348,491 | 2,377 | 6,755,806 | 431 | 1,124,736 | 1,467 | 4,829,874 | 108 | 927,930 | 4,550 | 17,986,837 |
| 安堵町 | 80 | 1,638,509 | 660 | 3,491,370 | 126 | 457,450 | 415 | 1,996,640 | 36 | 523,440 | 1,317 | 8,107,409 |
| 川西町 | 85 | 1,947,956 | 1,137 | 5,357,310 | 209 | 474,210 | 456 | 2,086,270 | 42 | 472,090 | 1,929 | 10,337,836 |
| 三宅町 | 22 | 469,945 | 588 | 2,144,092 | 110 | 336,570 | 229 | 1,012,030 | 54 | 550,330 | 1,003 | 4,512,967 |
| 田原本町 | 232 | 5,372,784 | 3,357 | 15,798,052 | 497 | 1,317,379 | 989 | 4,270,928 | 185 | 1,487,076 | 5,260 | 28,246,219 |
| 曾爾村 | 23 | 510,620 | 151 | 792,528 | 25 | 63,040 | 61 | 152,420 | 0 | 0 | 260 | 1,518,608 |
| 御杖村 | 30 | 689,200 | 199 | 640,370 | 42 | 169,090 | 128 | 683,770 | 0 | 0 | 399 | 2,182,430 |
| 高取町 | 80 | 2,135,980 | 903 | 3,607,282 | 256 | 1,004,183 | 440 | 1,793,317 | 0 | 0 | 1,679 | 8,540,762 |
| 明日香村 | 44 | 1,365,999 | 1,119 | 4,038,162 | 309 | 981,590 | 656 | 2,332,360 | 17 | 196,480 | 2,145 | 8,914,591 |
| 上牧町 | 247 | 8,809,433 | 2,403 | 9,954,690 | 611 | 1,855,330 | 1,460 | 5,962,000 | 98 | 745,430 | 4,819 | 27,326,883 |
| 王寺町 | 146 | 5,319,291 | 1,357 | 5,463,020 | 288 | 649,040 | 941 | 3,317,900 | 34 | 44,120 | 2,766 | 14,793,371 |
| 広陵町 | 157 | 5,284,891 | 2,953 | 11,754,750 | 541 | 1,439,490 | 1,270 | 5,483,020 | 178 | 2,396,150 | 5,099 | 26,358,301 |
| 河合町 | 103 | 3,260,362 | 1,599 | 6,257,463 | 293 | 874,974 | 1,106 | 5,660,919 | 164 | 2,612,660 | 3,265 | 18,666,378 |
| 吉野町 | 152 | 3,737,684 | 1,127 | 5,359,220 | 341 | 983,270 | 527 | 2,307,080 | 34 | 392,050 | 2,181 | 12,779,304 |
| 大淀町 | 141 | 3,261,641 | 2,207 | 9,175,190 | 618 | 2,507,910 | 1,080 | 5,275,955 | 65 | 644,290 | 4,111 | 20,864,986 |
| 下市町 | 42 | 1,224,503 | 471 | 1,922,920 | 89 | 249,938 | 197 | 900,044 | 4 | 6,680 | 803 | 4,304,085 |
| 黒滝村 | 14 | 892,760 | 72 | 260,430 | 8 | 13,510 | 23 | 144,580 | 0 | 0 | 117 | 1,311,280 |
| 天川村 | 3 | 74,010 | 299 | 448,830 | 31 | 74,250 | 136 | 292,990 | 0 | 0 | 469 | 890,080 |
| 野迫川村 | 5 | 139,600 | 24 | 151,860 | 0 | 0 | 11 | 162,570 | 0 | 0 | 40 | 454,030 |
| 十津川村 | 17 | 433,740 | 570 | 1,608,740 | 54 | 180,160 | 140 | 1,166,440 | 0 | 0 | 781 | 3,389,080 |
| 下北山村 | 12 | 480,800 | 30 | 205,599 | 1 | 9,110 | 8 | 23,700 | 0 | 0 | 51 | 719,209 |
| 上北山村 | 6 | 124,540 | 95 | 461,320 | 25 | 80,490 | 41 | 236,400 | 1 | 410 | 168 | 903,160 |
| 川上村 | 27 | 804,207 | 208 | 1,403,808 | 29 | 155,010 | 87 | 356,100 | 0 | 0 | 351 | 2,719,125 |
| 東吉野村 | 32 | 326,724 | 209 | 960,630 | 29 | 91,260 | 81 | 422,750 | 11 | 9,960 | 362 | 1,811,324 |
| 町村計 | 2,098 | 58,380,497 | 27,140 | 111,866,026 | 5,528 | 16,673,990 | 14,098 | 58,395,930 | 1,182 | 12,198,743 | 50,046 | 257,515,186 |
| 合計 | 9,275 | 231,333,200 | 124,804 | 541,543,965 | 24,726 | 75,963,856 | 64,729 | 270,242,960 | 5,037 | 55,582,988 | 228,571 | 1,174,666,969 |

3. 心身障害者医療費助成事業支給実績（通常償還分）

| 市町村名 | 医科 | | | | 歯科 | | 調剤 | | その他 | | 合計 | |
|-------|---------|------------|---------|------------|---------|-----------|---------|------------|---------|------------|---------|-------------|
| | 入院 | | 入院外 | | 件数 件 | 金額 円 | 件数 件 | 金額 円 | 件数 件 | 金額 円 | 件数 件 | 金額 円 |
| | 件数 件 | 金額 円 | 件数 件 | 金額 円 | | | | | | | | |
| 奈良市 | 533 | 13,044,265 | 3,228 | 18,725,436 | 728 | 2,716,866 | 967 | 6,593,667 | 533 | 5,147,991 | 5,989 | 46,228,225 |
| 大和高田市 | 56 | 1,184,434 | 320 | 1,330,296 | 119 | 454,310 | 112 | 472,000 | 95 | 839,912 | 702 | 4,280,952 |
| 大和郡山市 | 92 | 1,768,649 | 424 | 2,187,142 | 96 | 263,750 | 180 | 1,084,050 | 198 | 1,590,251 | 990 | 6,893,842 |
| 天理市 | 22 | 604,765 | 331 | 1,797,793 | 54 | 148,420 | 144 | 827,530 | 55 | 452,884 | 606 | 3,831,392 |
| 橿原市 | 82 | 2,756,673 | 592 | 3,343,760 | 134 | 487,230 | 213 | 731,120 | 91 | 807,050 | 1,112 | 8,125,833 |
| 桜井市 | 35 | 1,050,629 | 383 | 1,993,979 | 48 | 163,820 | 65 | 381,380 | 45 | 500,613 | 576 | 4,090,421 |
| 五條市 | 130 | 3,191,043 | 487 | 2,024,692 | 43 | 104,310 | 180 | 1,061,893 | 51 | 330,438 | 891 | 6,712,376 |
| 御所市 | 27 | 939,846 | 127 | 481,445 | 13 | 30,550 | 62 | 955,620 | 69 | 597,038 | 298 | 3,004,499 |
| 生駒市 | 200 | 6,593,467 | 1,256 | 6,509,979 | 228 | 760,871 | 461 | 2,469,137 | 118 | 1,104,252 | 2,263 | 17,437,706 |
| 香芝市 | 56 | 1,859,907 | 608 | 4,285,010 | 115 | 365,410 | 281 | 2,325,750 | 19 | 290,682 | 1,079 | 9,126,759 |
| 葛城市 | 20 | 548,672 | 219 | 1,776,029 | 17 | 62,020 | 74 | 872,176 | 17 | △ 53,205 | 347 | 3,205,692 |
| 宇陀市 | 57 | 1,342,645 | 601 | 1,014,125 | 8 | 12,210 | 106 | 422,960 | 12 | 230,291 | 784 | 3,022,231 |
| 市計 | 1,310 | 34,884,995 | 8,576 | 45,469,686 | 1,603 | 5,569,767 | 2,845 | 18,197,283 | 1,303 | 11,838,197 | 15,637 | 115,959,928 |
| 山添村 | 9 | 223,270 | 154 | 546,930 | 22 | 110,530 | 94 | 515,270 | 0 | 0 | 279 | 1,396,000 |
| 平群町 | 18 | 685,639 | 116 | 886,807 | 13 | 46,960 | 40 | 89,890 | 55 | 415,776 | 242 | 2,125,072 |
| 三郷町 | 14 | 397,590 | 154 | 674,167 | 211 | 795,180 | 79 | 356,730 | 8 | 14,198 | 466 | 2,237,865 |
| 斑鳩町 | 25 | 1,107,136 | 285 | 1,410,631 | 42 | 90,760 | 101 | 463,200 | 11 | 37,235 | 464 | 3,108,962 |
| 安堵町 | 4 | 167,100 | 56 | 275,160 | 1 | 3,110 | 8 | 12,570 | 2 | 5,457 | 71 | 463,397 |
| 川西町 | 0 | 0 | 50 | 136,250 | 17 | 28,370 | 15 | 35,050 | 8 | 69,186 | 90 | 268,856 |
| 三宅町 | 4 | 89,420 | 28 | 68,510 | 7 | 29,960 | 13 | 114,120 | 5 | 20,266 | 57 | 322,276 |
| 田原本町 | 16 | 589,818 | 99 | 581,722 | 31 | 83,330 | 19 | 110,660 | 50 | 612,858 | 215 | 1,978,388 |
| 菅爾村 | 14 | 647,200 | 80 | 418,819 | 11 | 15,880 | 29 | 304,940 | 0 | 0 | 134 | 1,386,839 |
| 御杖村 | 0 | 0 | 49 | 246,540 | 2 | 8,850 | 9 | 66,920 | 0 | 0 | 60 | 322,310 |
| 高取町 | 29 | 611,046 | 16 | 191,260 | 12 | 49,212 | 1 | 15,040 | 17 | 48,540 | 75 | 915,098 |
| 明日香村 | 3 | 200,020 | 14 | 43,290 | 0 | 0 | 6 | 17,250 | 0 | 0 | 23 | 260,560 |
| 上牧町 | 83 | 3,388,880 | 147 | 677,840 | 7 | 15,750 | 37 | 180,160 | 16 | 135,943 | 290 | 4,398,573 |
| 王寺町 | 23 | 1,328,735 | 276 | 1,180,916 | 104 | 354,070 | 110 | 623,103 | 29 | 149,070 | 542 | 3,635,894 |
| 広陵町 | 69 | 2,240,406 | 281 | 2,005,833 | 55 | 193,730 | 99 | 1,052,900 | 0 | 0 | 504 | 5,492,869 |
| 河合町 | 34 | 693,298 | 107 | 662,805 | 19 | 62,850 | 37 | 218,993 | 26 | 270,380 | 223 | 1,908,326 |
| 吉野町 | 20 | 342,220 | 63 | 163,591 | 3 | 3,770 | 26 | 130,760 | 3 | 44,747 | 115 | 685,088 |
| 大淀町 | 9 | 291,707 | 129 | 356,560 | 32 | 116,660 | 27 | 140,600 | 16 | 291,682 | 213 | 1,197,209 |
| 下市町 | 1 | 2,959 | 4 | 56,250 | 3 | 23,640 | 0 | 0 | 0 | 0 | 8 | 82,849 |
| 黒滝村 | 0 | 0 | 0 | 0 | 1 | 13,390 | 1 | 1,390 | 4 | 2,524 | 6 | 17,304 |
| 天川村 | 0 | 0 | 0 | 0 | 1 | 680 | 0 | 0 | 1 | 2,311 | 2 | 2,991 |
| 野迫川村 | 0 | 0 | 1 | 45,040 | 0 | 0 | 1 | 2,460 | 0 | 0 | 2 | 47,500 |
| 十津川村 | 10 | 350,210 | 102 | 800,089 | 14 | 71,780 | 61 | 311,480 | 49 | 325,866 | 236 | 1,859,425 |
| 下北山村 | 2 | 103,705 | 85 | 282,300 | 1 | 1,670 | 43 | 361,070 | 0 | 0 | 131 | 748,745 |
| 上北山村 | 0 | 0 | 0 | 0 | 0 | 0 | 0 | 0 | 1 | 5,128 | 1 | 5,128 |
| 川上村 | 4 | 127,800 | 1 | 390 | 0 | 0 | 0 | 0 | 0 | 0 | 5 | 128,190 |
| 東吉野村 | 3 | 70,790 | 12 | 76,090 | 0 | 0 | 0 | 0 | 0 | 0 | 15 | 146,880 |
| 町村計 | 394 | 13,658,949 | 2,309 | 11,787,790 | 609 | 2,120,132 | 856 | 5,124,556 | 301 | 2,451,167 | 4,469 | 35,142,594 |
| 合計 | 1,704 | 48,543,944 | 10,885 | 57,257,476 | 2,212 | 7,689,899 | 3,701 | 23,321,839 | 1,604 | 14,289,364 | 20,106 | 151,102,522 |

1. ひとり親家庭等医療費助成事業支給実績（合計）

| 市町村名 | 医科 | | | | 歯科 | | 調剤 | | その他 | | 合計 | | 戻入額 円 | 収入額 円 | 支弁額 円 |
|-------|---------|------------|---------|-------------|---------|------------|---------|-------------|---------|------------|---------|-------------|-----------|------------|-------------|
| | 入院 | | 入院外 | | 件数 件 | 金額 円 | 件数 件 | 金額 円 | 件数 件 | 金額 円 | 件数 件 | 金額 円 | | | |
| | 件数 件 | 金額 円 | 件数 件 | 金額 円 | | | | | | | | | | | |
| 奈良市 | 373 | 17,638,656 | 33,944 | 70,641,490 | 8,819 | 24,011,430 | 17,708 | 34,783,910 | 2,279 | 4,593,169 | 63,123 | 151,668,655 | 0 | 7,793,108 | 143,875,547 |
| 大和高田市 | 101 | 3,340,203 | 8,489 | 17,250,392 | 2,149 | 5,705,620 | 4,137 | 7,050,855 | 1,032 | 2,144,217 | 15,908 | 35,491,287 | 101,350 | 442,543 | 34,947,394 |
| 大和郡山市 | 104 | 4,070,264 | 12,023 | 20,657,791 | 2,868 | 8,056,657 | 7,830 | 13,013,045 | 546 | 859,865 | 23,371 | 46,657,622 | 0 | 400 | 46,657,222 |
| 天理市 | 94 | 3,685,166 | 8,423 | 15,708,074 | 2,073 | 4,898,210 | 4,776 | 7,200,123 | 749 | 1,343,620 | 16,115 | 32,835,193 | 0 | 0 | 32,835,193 |
| 橿原市 | 215 | 8,738,584 | 17,090 | 33,681,451 | 4,425 | 11,424,424 | 8,046 | 13,428,155 | 1,358 | 2,248,148 | 31,134 | 69,520,762 | 0 | 20,410 | 69,500,352 |
| 桜井市 | 65 | 2,153,975 | 7,743 | 15,143,389 | 2,023 | 4,881,971 | 4,215 | 7,063,330 | 438 | 707,846 | 14,484 | 29,950,511 | 0 | 127,179 | 29,823,332 |
| 五條市 | 35 | 852,056 | 3,305 | 6,101,214 | 955 | 2,156,000 | 1,111 | 2,273,190 | 144 | 147,159 | 5,550 | 11,529,619 | 10,310 | 0 | 11,519,309 |
| 御所市 | 38 | 388,214 | 3,071 | 7,353,481 | 862 | 2,061,100 | 917 | 1,911,230 | 208 | 384,980 | 5,096 | 12,099,005 | 0 | 0 | 12,099,005 |
| 生駒市 | 67 | 2,257,261 | 8,129 | 15,725,574 | 2,194 | 6,042,110 | 5,089 | 9,017,279 | 614 | 1,183,867 | 16,093 | 34,226,091 | 0 | 0 | 34,226,091 |
| 香芝市 | 65 | 2,629,160 | 8,044 | 17,012,200 | 2,189 | 5,766,520 | 4,031 | 6,756,440 | 561 | 962,769 | 14,890 | 33,127,089 | 0 | 840,753 | 32,286,336 |
| 葛城市 | 61 | 1,718,546 | 4,810 | 10,039,144 | 1,318 | 3,566,068 | 2,423 | 4,352,043 | 602 | 1,467,980 | 9,214 | 21,143,781 | 0 | 198,369 | 20,945,412 |
| 宇陀市 | 38 | 1,061,091 | 3,004 | 5,769,007 | 637 | 1,513,600 | 1,441 | 2,394,110 | 223 | 294,120 | 5,343 | 11,031,928 | 0 | 0 | 11,031,928 |
| 市計 | 1,256 | 48,533,176 | 118,075 | 235,083,207 | 30,512 | 80,083,710 | 61,724 | 109,243,710 | 8,754 | 16,337,740 | 220,321 | 489,281,543 | 111,660 | 9,422,762 | 479,747,121 |
| 山添村 | 4 | 107,552 | 167 | 384,880 | 34 | 65,320 | 57 | 93,970 | 2 | 1,360 | 264 | 653,082 | 0 | 0 | 653,082 |
| 平群町 | 35 | 1,090,620 | 1,942 | 3,374,350 | 355 | 991,170 | 1,503 | 2,418,440 | 171 | 208,861 | 4,006 | 8,083,441 | 0 | 420 | 8,083,021 |
| 三郷町 | 28 | 1,179,225 | 2,219 | 4,404,339 | 575 | 1,526,150 | 1,282 | 2,229,090 | 217 | 320,450 | 4,321 | 9,659,254 | 168,921 | 0 | 9,490,333 |
| 斑鳩町 | 31 | 1,198,725 | 3,168 | 5,429,445 | 871 | 1,770,390 | 2,090 | 3,628,080 | 188 | 194,530 | 6,348 | 12,221,170 | 500 | 0 | 12,220,670 |
| 安堵町 | 3 | 87,590 | 711 | 1,291,090 | 181 | 404,770 | 410 | 734,580 | 40 | 106,416 | 1,345 | 2,624,446 | 0 | 0 | 2,624,446 |
| 川西町 | 8 | 531,540 | 735 | 1,524,890 | 141 | 420,780 | 368 | 681,580 | 35 | 49,150 | 1,287 | 3,207,940 | 166,403 | 0 | 3,041,537 |
| 三宅町 | 10 | 398,207 | 681 | 1,429,530 | 224 | 535,310 | 270 | 347,170 | 40 | 30,814 | 1,225 | 2,741,031 | 0 | 0 | 2,741,031 |
| 田原本町 | 43 | 1,550,765 | 3,755 | 8,065,185 | 1,007 | 2,447,150 | 1,311 | 2,226,303 | 362 | 700,782 | 6,478 | 14,990,185 | 0 | 0 | 14,990,185 |
| 曾爾村 | 2 | 82,370 | 132 | 345,540 | 14 | 36,350 | 46 | 92,080 | 2 | 1,320 | 196 | 557,660 | 4,440 | 0 | 553,220 |
| 御杖村 | 3 | 92,570 | 98 | 201,840 | 39 | 76,000 | 27 | 54,080 | 0 | 0 | 167 | 424,490 | 0 | 0 | 424,490 |
| 高取町 | 8 | 315,916 | 777 | 1,449,210 | 236 | 517,050 | 301 | 451,060 | 51 | 65,901 | 1,373 | 2,799,137 | 0 | 0 | 2,799,137 |
| 明日香村 | 5 | 227,218 | 462 | 858,450 | 108 | 289,170 | 218 | 370,120 | 25 | 20,200 | 818 | 1,765,158 | 0 | 0 | 1,765,158 |
| 上牧町 | 32 | 1,702,700 | 2,784 | 5,217,860 | 806 | 1,915,390 | 1,579 | 2,528,360 | 226 | 447,680 | 5,427 | 11,811,990 | 202,620 | 295,680 | 11,313,690 |
| 王寺町 | 30 | 1,637,009 | 2,501 | 4,596,283 | 771 | 1,629,700 | 1,557 | 2,974,103 | 209 | 272,451 | 5,068 | 11,109,546 | 224,455 | 363,121 | 10,521,970 |
| 広陵町 | 35 | 1,760,529 | 3,760 | 7,164,499 | 919 | 2,264,390 | 1,473 | 2,391,780 | 220 | 500,850 | 6,407 | 14,082,048 | 782,365 | 0 | 13,299,683 |
| 河合町 | 20 | 851,302 | 1,775 | 3,104,152 | 565 | 1,479,940 | 970 | 1,898,600 | 117 | 341,985 | 3,447 | 7,675,979 | 0 | 0 | 7,675,979 |
| 吉野町 | 2 | 156,150 | 493 | 992,540 | 99 | 297,160 | 218 | 426,870 | 35 | 111,070 | 847 | 1,983,790 | 0 | 0 | 1,983,790 |
| 大淀町 | 30 | 946,597 | 2,424 | 4,741,970 | 579 | 1,235,010 | 1,025 | 1,994,710 | 167 | 169,125 | 4,225 | 9,087,412 | 2,100 | 11,546 | 9,073,766 |
| 下市町 | 4 | 189,381 | 346 | 862,320 | 103 | 235,550 | 124 | 163,190 | 10 | 9,280 | 587 | 1,459,721 | 8,350 | 26,610 | 1,424,761 |
| 黒滝村 | 2 | 51,350 | 46 | 115,040 | 18 | 23,390 | 31 | 48,020 | 4 | 5,705 | 101 | 243,505 | 0 | 0 | 243,505 |
| 天川村 | 1 | 70,360 | 312 | 379,070 | 70 | 152,540 | 118 | 112,600 | 0 | 0 | 501 | 714,570 | 0 | 0 | 714,570 |
| 野迫川村 | 0 | 0 | 0 | 0 | 0 | 0 | 0 | 0 | 0 | 0 | 0 | 0 | 0 | 0 | 0 |
| 十津川村 | 1 | 43,480 | 213 | 434,460 | 83 | 260,280 | 73 | 215,950 | 0 | 0 | 370 | 954,170 | 0 | 0 | 954,170 |
| 下北山村 | 6 | 199,380 | 85 | 197,250 | 17 | 21,020 | 39 | 116,550 | 0 | 0 | 147 | 534,200 | 0 | 0 | 534,200 |
| 上北山村 | 0 | 0 | 27 | 157,900 | 1 | 1,010 | 0 | 0 | 2 | 3,030 | 30 | 161,940 | 0 | 0 | 161,940 |
| 川上村 | 2 | 85,410 | 192 | 522,090 | 41 | 109,260 | 65 | 265,330 | 26 | 15,650 | 326 | 997,740 | 0 | 0 | 997,740 |
| 東吉野村 | 0 | 0 | 76 | 142,860 | 4 | 7,820 | 48 | 64,470 | 0 | 0 | 128 | 215,150 | 0 | 0 | 215,150 |
| 町村計 | 345 | 14,555,946 | 29,881 | 57,387,043 | 7,861 | 18,712,070 | 15,203 | 26,527,086 | 2,149 | 3,576,610 | 55,439 | 120,758,755 | 1,560,154 | 697,377 | 118,501,224 |
| 合計 | 1,601 | 63,089,122 | 147,956 | 292,470,250 | 38,373 | 98,795,780 | 76,927 | 135,770,796 | 10,903 | 19,914,350 | 275,760 | 610,040,298 | 1,671,814 | 10,120,139 | 598,248,345 |

2. ひとり親家庭等医療費助成事業支給実績（母子・自動償還分）

| 市町村名 | 医科 | | | | 歯科 | | 調剤 | | その他 | | 合計 | |
|-------|---------|------------|---------|-------------|---------|------------|---------|-------------|---------|------------|---------|-------------|
| | 入院 | | 入院外 | | 件数 件 | 金額 円 | 件数 件 | 金額 円 | 件数 件 | 金額 円 | 件数 件 | 金額 円 |
| | 件数 件 | 金額 円 | 件数 件 | 金額 円 | | | | | | | | |
| 奈良市 | 300 | 14,905,954 | 31,450 | 63,064,470 | 8,205 | 22,090,300 | 16,415 | 29,955,810 | 2,063 | 3,577,510 | 58,433 | 133,594,044 |
| 大和高田市 | 78 | 2,651,244 | 7,982 | 15,328,072 | 2,046 | 5,420,130 | 3,941 | 6,606,075 | 982 | 2,000,430 | 15,029 | 32,005,951 |
| 大和郡山市 | 87 | 3,339,613 | 11,321 | 18,990,350 | 2,696 | 7,505,587 | 7,438 | 12,075,835 | 507 | 642,490 | 22,049 | 42,553,875 |
| 天理市 | 89 | 3,523,368 | 7,995 | 14,922,538 | 1,986 | 4,660,490 | 4,571 | 6,773,822 | 701 | 1,219,110 | 15,342 | 31,099,328 |
| 橿原市 | 185 | 7,373,731 | 16,115 | 31,571,771 | 4,172 | 10,461,662 | 7,622 | 12,444,275 | 1,287 | 1,818,938 | 29,381 | 63,670,377 |
| 桜井市 | 54 | 1,771,565 | 7,309 | 14,008,056 | 1,878 | 4,517,721 | 3,993 | 6,640,900 | 426 | 648,470 | 13,660 | 27,586,712 |
| 五條市 | 17 | 347,874 | 2,554 | 4,454,333 | 819 | 1,860,380 | 739 | 1,353,810 | 117 | 120,860 | 4,246 | 8,137,257 |
| 御所市 | 34 | 320,767 | 2,817 | 6,667,567 | 769 | 1,810,480 | 832 | 1,522,480 | 180 | 341,196 | 4,632 | 10,662,490 |
| 生駒市 | 55 | 1,948,319 | 7,598 | 14,197,487 | 2,000 | 5,388,360 | 4,795 | 8,150,228 | 542 | 1,052,360 | 14,990 | 30,736,754 |
| 香芝市 | 50 | 2,073,240 | 7,519 | 15,230,840 | 2,078 | 5,434,970 | 3,843 | 6,304,070 | 524 | 890,450 | 14,014 | 29,933,570 |
| 葛城市 | 49 | 1,548,548 | 4,469 | 9,234,284 | 1,230 | 3,248,648 | 2,265 | 3,998,723 | 567 | 1,324,160 | 8,580 | 19,354,363 |
| 宇陀市 | 32 | 835,866 | 2,652 | 4,995,647 | 595 | 1,421,360 | 1,272 | 2,078,130 | 200 | 266,060 | 4,751 | 9,597,063 |
| 市計 | 1,030 | 40,640,089 | 109,781 | 212,665,415 | 28,474 | 73,820,088 | 57,726 | 97,904,158 | 8,096 | 13,902,034 | 205,107 | 438,931,784 |
| 山添村 | 3 | 107,472 | 76 | 232,080 | 15 | 34,360 | 22 | 40,700 | 2 | 1,360 | 118 | 415,972 |
| 平群町 | 33 | 975,930 | 1,728 | 2,974,080 | 326 | 892,110 | 1,346 | 2,093,350 | 152 | 157,470 | 3,585 | 7,092,940 |
| 三郷町 | 18 | 718,680 | 2,075 | 3,900,870 | 526 | 1,381,530 | 1,223 | 2,123,600 | 209 | 299,110 | 4,051 | 8,423,790 |
| 斑鳩町 | 30 | 1,112,625 | 3,022 | 5,101,447 | 829 | 1,647,500 | 1,999 | 3,423,080 | 183 | 189,900 | 6,063 | 11,474,552 |
| 安堵町 | 3 | 87,590 | 698 | 1,256,730 | 180 | 403,110 | 406 | 726,630 | 37 | 92,610 | 1,324 | 2,566,670 |
| 川西町 | 5 | 325,030 | 645 | 1,213,170 | 128 | 382,970 | 325 | 604,490 | 33 | 43,810 | 1,136 | 2,569,470 |
| 三宅町 | 9 | 341,107 | 637 | 1,342,170 | 213 | 505,930 | 251 | 316,350 | 27 | 20,850 | 1,137 | 2,526,407 |
| 田原本町 | 40 | 1,430,785 | 3,603 | 7,532,989 | 956 | 2,341,240 | 1,260 | 2,052,503 | 333 | 576,160 | 6,192 | 13,933,677 |
| 曾爾村 | 1 | 20,830 | 96 | 289,060 | 9 | 18,360 | 23 | 34,880 | 2 | 1,320 | 131 | 364,450 |
| 御杖村 | 2 | 48,830 | 27 | 55,410 | 12 | 18,300 | 10 | 24,560 | 0 | 0 | 51 | 147,100 |
| 高取町 | 8 | 315,916 | 735 | 1,360,890 | 201 | 415,230 | 282 | 421,950 | 48 | 58,610 | 1,274 | 2,572,596 |
| 明日香村 | 2 | 72,230 | 433 | 774,510 | 99 | 268,390 | 215 | 367,270 | 25 | 20,200 | 774 | 1,502,600 |
| 上牧町 | 29 | 1,667,140 | 2,630 | 4,876,720 | 757 | 1,783,880 | 1,515 | 2,461,110 | 214 | 421,320 | 5,145 | 11,210,170 |
| 王寺町 | 23 | 1,276,266 | 2,397 | 4,286,370 | 727 | 1,561,630 | 1,504 | 2,796,360 | 195 | 244,030 | 4,846 | 10,164,656 |
| 広陵町 | 24 | 1,417,669 | 3,509 | 6,372,890 | 859 | 2,141,420 | 1,374 | 2,150,570 | 196 | 234,990 | 5,962 | 12,317,539 |
| 河合町 | 20 | 851,302 | 1,695 | 2,918,842 | 529 | 1,355,740 | 912 | 1,692,220 | 116 | 334,640 | 3,272 | 7,152,744 |
| 吉野町 | 1 | 41,800 | 462 | 928,870 | 93 | 288,300 | 215 | 421,360 | 33 | 98,620 | 804 | 1,778,950 |
| 大淀町 | 20 | 701,666 | 2,232 | 4,289,120 | 544 | 1,153,750 | 938 | 1,704,480 | 163 | 160,180 | 3,897 | 8,009,196 |
| 下市町 | 2 | 119,581 | 316 | 696,070 | 79 | 173,590 | 119 | 157,500 | 10 | 9,280 | 526 | 1,156,021 |
| 黒滝村 | 2 | 51,350 | 42 | 103,550 | 15 | 19,730 | 19 | 29,660 | 3 | 1,520 | 81 | 205,810 |
| 天川村 | 1 | 70,360 | 312 | 379,070 | 70 | 152,540 | 118 | 112,600 | 0 | 0 | 501 | 714,570 |
| 野迫川村 | 0 | 0 | 0 | 0 | 0 | 0 | 0 | 0 | 0 | 0 | 0 | 0 |
| 十津川村 | 0 | 0 | 123 | 308,080 | 52 | 165,270 | 10 | 16,210 | 0 | 0 | 185 | 489,560 |
| 下北山村 | 6 | 199,380 | 60 | 139,580 | 12 | 15,270 | 27 | 88,180 | 0 | 0 | 105 | 442,410 |
| 上北山村 | 0 | 0 | 27 | 157,900 | 1 | 1,010 | 0 | 0 | 2 | 3,030 | 30 | 161,940 |
| 川上村 | 2 | 85,410 | 162 | 453,830 | 41 | 109,260 | 58 | 243,690 | 11 | 8,380 | 274 | 900,570 |
| 東吉野村 | 0 | 0 | 45 | 103,020 | 4 | 7,820 | 18 | 28,050 | 0 | 0 | 67 | 138,890 |
| 町村計 | 284 | 12,038,949 | 27,787 | 52,047,318 | 7,277 | 17,238,240 | 14,189 | 24,131,353 | 1,994 | 2,977,390 | 51,531 | 108,433,250 |
| 合計 | 1,314 | 52,679,038 | 137,568 | 264,712,733 | 35,751 | 91,058,328 | 71,915 | 122,035,511 | 10,090 | 16,879,424 | 256,638 | 547,365,034 |

3. ひとり親家庭等医療費助成事業支給実績（母子・通常償還分）

| 市町村名 | 医科 | | | | 歯科 | | 調剤 | | その他 | | 合計 | |
|-------|---------|-----------|---------|------------|---------|-----------|---------|-----------|---------|-----------|---------|------------|
| | 入院 | | 入院外 | | 件数 件 | 金額 円 | 件数 件 | 金額 円 | 件数 件 | 金額 円 | 件数 件 | 金額 円 |
| | 件数 件 | 金額 円 | 件数 件 | 金額 円 | | | | | | | | |
| 奈良市 | 62 | 2,269,094 | 1,508 | 5,290,690 | 297 | 947,180 | 750 | 2,860,010 | 165 | 948,128 | 2,782 | 12,315,102 |
| 大和高田市 | 17 | 506,249 | 243 | 1,290,180 | 38 | 119,230 | 78 | 247,970 | 33 | 133,017 | 409 | 2,296,646 |
| 大和郡山市 | 11 | 454,341 | 218 | 629,690 | 52 | 252,870 | 99 | 228,340 | 35 | 211,555 | 415 | 1,776,796 |
| 天理市 | 3 | 103,200 | 159 | 268,076 | 22 | 85,430 | 59 | 120,501 | 28 | 93,251 | 271 | 670,458 |
| 橿原市 | 14 | 405,220 | 286 | 661,070 | 43 | 226,802 | 81 | 264,310 | 23 | 92,512 | 447 | 1,649,914 |
| 桜井市 | 9 | 371,410 | 82 | 461,133 | 20 | 90,640 | 35 | 95,140 | 10 | 58,836 | 156 | 1,077,159 |
| 五條市 | 15 | 424,421 | 518 | 1,186,241 | 81 | 208,320 | 264 | 656,580 | 21 | 22,233 | 899 | 2,497,795 |
| 御所市 | 4 | 67,447 | 54 | 120,244 | 5 | 6,570 | 28 | 132,450 | 4 | 19,534 | 95 | 346,245 |
| 生駒市 | 12 | 308,942 | 374 | 1,201,437 | 147 | 498,580 | 213 | 774,911 | 67 | 127,127 | 813 | 2,910,997 |
| 香芝市 | 11 | 388,590 | 364 | 1,533,640 | 75 | 268,920 | 105 | 350,360 | 6 | 13,809 | 561 | 2,555,319 |
| 葛城市 | 10 | 55,800 | 195 | 482,610 | 41 | 113,370 | 69 | 170,440 | 9 | 28,160 | 324 | 850,380 |
| 宇陀市 | 0 | 0 | 156 | 357,930 | 22 | 33,870 | 75 | 113,200 | 3 | 7,150 | 256 | 512,150 |
| 市計 | 168 | 5,354,714 | 4,157 | 13,482,941 | 843 | 2,851,782 | 1,856 | 6,014,212 | 404 | 1,755,312 | 7,428 | 29,458,961 |
| 山添村 | 1 | 80 | 62 | 105,300 | 12 | 21,020 | 26 | 39,020 | 0 | 0 | 101 | 165,420 |
| 平群町 | 1 | 67,350 | 85 | 169,530 | 1 | 3,900 | 41 | 116,820 | 11 | 47,251 | 139 | 404,851 |
| 三郷町 | 10 | 460,545 | 96 | 407,329 | 29 | 109,500 | 35 | 67,780 | 8 | 21,340 | 178 | 1,066,494 |
| 斑鳩町 | 1 | 86,100 | 85 | 243,248 | 26 | 85,820 | 41 | 128,500 | 5 | 4,630 | 158 | 548,298 |
| 安堵町 | 0 | 0 | 13 | 34,360 | 0 | 0 | 3 | 5,910 | 2 | 10,916 | 18 | 51,186 |
| 川西町 | 2 | 114,200 | 26 | 204,910 | 8 | 28,700 | 5 | 16,630 | 2 | 5,340 | 43 | 369,780 |
| 三宅町 | 1 | 57,100 | 15 | 36,680 | 0 | 0 | 5 | 3,860 | 3 | 4,214 | 24 | 101,854 |
| 田原本町 | 0 | 0 | 34 | 114,450 | 3 | 5,680 | 18 | 72,060 | 7 | 62,402 | 62 | 254,592 |
| 首爾村 | 1 | 61,540 | 35 | 53,640 | 1 | 1,750 | 23 | 57,200 | 0 | 0 | 60 | 174,130 |
| 御杖村 | 1 | 43,740 | 17 | 23,700 | 4 | 7,330 | 10 | 18,000 | 0 | 0 | 32 | 92,770 |
| 高取町 | 0 | 0 | 12 | 35,840 | 3 | 14,130 | 6 | 5,530 | 2 | 6,421 | 23 | 61,921 |
| 明日香村 | 2 | 68,800 | 10 | 31,780 | 0 | 0 | 0 | 0 | 0 | 0 | 12 | 100,580 |
| 上牧町 | 3 | 35,560 | 80 | 205,710 | 31 | 84,600 | 27 | 24,040 | 1 | 5,640 | 142 | 355,550 |
| 王寺町 | 7 | 360,743 | 73 | 265,483 | 41 | 57,670 | 36 | 161,603 | 8 | 25,271 | 165 | 870,770 |
| 広陵町 | 6 | 151,740 | 73 | 243,529 | 12 | 25,790 | 26 | 63,630 | 0 | 0 | 117 | 484,689 |
| 河合町 | 0 | 0 | 38 | 118,740 | 21 | 83,840 | 30 | 153,280 | 1 | 7,345 | 90 | 363,205 |
| 吉野町 | 0 | 0 | 2 | 1,780 | 0 | 0 | 0 | 0 | 2 | 12,450 | 4 | 14,230 |
| 大淀町 | 4 | 103,200 | 32 | 51,740 | 5 | 11,460 | 7 | 25,630 | 4 | 8,945 | 52 | 200,975 |
| 下市町 | 0 | 0 | 9 | 30,780 | 0 | 0 | 3 | 2,100 | 0 | 0 | 12 | 32,880 |
| 黒滝村 | 0 | 0 | 0 | 0 | 0 | 0 | 11 | 17,430 | 1 | 4,185 | 12 | 21,615 |
| 天川村 | 0 | 0 | 0 | 0 | 0 | 0 | 0 | 0 | 0 | 0 | 0 | 0 |
| 野迫川村 | 0 | 0 | 0 | 0 | 0 | 0 | 0 | 0 | 0 | 0 | 0 | 0 |
| 十津川村 | 1 | 43,480 | 86 | 119,180 | 8 | 40,810 | 63 | 199,740 | 0 | 0 | 158 | 403,210 |
| 下北山村 | 0 | 0 | 25 | 57,670 | 5 | 5,750 | 12 | 28,370 | 0 | 0 | 42 | 91,790 |
| 上北山村 | 0 | 0 | 0 | 0 | 0 | 0 | 0 | 0 | 0 | 0 | 0 | 0 |
| 川上村 | 0 | 0 | 0 | 0 | 0 | 0 | 0 | 0 | 0 | 0 | 0 | 0 |
| 東吉野村 | 0 | 0 | 0 | 0 | 0 | 0 | 0 | 0 | 0 | 0 | 0 | 0 |
| 町村計 | 41 | 1,654,178 | 908 | 2,555,379 | 210 | 587,750 | 428 | 1,207,133 | 57 | 226,350 | 1,644 | 6,230,790 |
| 合計 | 209 | 7,008,892 | 5,065 | 16,038,320 | 1,053 | 3,439,532 | 2,284 | 7,221,345 | 461 | 1,981,662 | 9,072 | 35,689,751 |

4. ひとり親家庭等医療費助成事業支給実績（父子・自動償還分）

| 市町村名 | 医科 | | | | 歯科 | | 調剤 | | その他 | | 合計 | |
|-------|---------|-----------|---------|------------|---------|-----------|---------|-----------|---------|-----------|---------|------------|
| | 入院 | | 入院外 | | 件数 件 | 金額 円 | 件数 件 | 金額 円 | 件数 件 | 金額 円 | 件数 件 | 金額 円 |
| | 件数 件 | 金額 円 | 件数 件 | 金額 円 | | | | | | | | |
| 奈良市 | 9 | 393,808 | 919 | 2,090,630 | 310 | 959,870 | 508 | 1,688,390 | 50 | 65,720 | 1,796 | 5,198,418 |
| 大和高田市 | 6 | 182,710 | 261 | 626,930 | 64 | 158,900 | 116 | 191,200 | 17 | 10,770 | 464 | 1,170,510 |
| 大和郡山市 | 6 | 276,310 | 474 | 1,002,690 | 120 | 298,200 | 288 | 692,280 | 4 | 5,820 | 892 | 2,275,300 |
| 天理市 | 2 | 58,598 | 262 | 495,240 | 63 | 145,470 | 145 | 305,210 | 19 | 27,530 | 491 | 1,032,048 |
| 橿原市 | 16 | 959,633 | 688 | 1,442,580 | 197 | 577,990 | 342 | 709,790 | 47 | 329,180 | 1,290 | 4,019,173 |
| 桜井市 | 2 | 11,000 | 339 | 632,400 | 111 | 255,540 | 179 | 319,720 | 2 | 540 | 633 | 1,219,200 |
| 五條市 | 1 | 51,221 | 198 | 387,260 | 52 | 82,630 | 81 | 144,510 | 5 | 3,150 | 337 | 668,771 |
| 御所市 | 0 | 0 | 198 | 564,200 | 88 | 244,050 | 56 | 255,670 | 24 | 24,250 | 366 | 1,088,170 |
| 生駒市 | 0 | 0 | 106 | 207,130 | 35 | 95,870 | 51 | 56,280 | 5 | 4,380 | 197 | 363,660 |
| 香芝市 | 4 | 167,330 | 159 | 245,390 | 36 | 62,630 | 83 | 102,010 | 31 | 58,510 | 313 | 635,870 |
| 葛城市 | 2 | 114,198 | 144 | 321,070 | 47 | 204,050 | 89 | 182,880 | 26 | 115,660 | 308 | 937,858 |
| 宇陀市 | 6 | 225,225 | 186 | 389,690 | 19 | 56,500 | 88 | 190,410 | 20 | 20,910 | 319 | 882,735 |
| 市計 | 54 | 2,440,033 | 3,934 | 8,405,210 | 1,142 | 3,141,700 | 2,026 | 4,838,350 | 250 | 666,420 | 7,406 | 19,491,713 |
| 山添村 | 0 | 0 | 17 | 34,420 | 6 | 8,940 | 0 | 0 | 0 | 0 | 23 | 43,360 |
| 平群町 | 1 | 47,340 | 125 | 220,930 | 28 | 95,160 | 116 | 208,270 | 8 | 4,140 | 278 | 575,840 |
| 三郷町 | 0 | 0 | 45 | 79,860 | 20 | 35,120 | 24 | 37,710 | 0 | 0 | 89 | 152,690 |
| 斑鳩町 | 0 | 0 | 61 | 84,750 | 16 | 37,070 | 50 | 76,500 | 0 | 0 | 127 | 198,320 |
| 安堵町 | 0 | 0 | 0 | 0 | 1 | 1,660 | 1 | 2,040 | 1 | 2,890 | 3 | 6,590 |
| 川西町 | 1 | 92,310 | 61 | 103,850 | 5 | 9,110 | 35 | 56,160 | 0 | 0 | 102 | 261,430 |
| 三宅町 | 0 | 0 | 28 | 49,320 | 11 | 29,380 | 14 | 26,960 | 10 | 5,750 | 63 | 111,410 |
| 田原本町 | 3 | 119,980 | 118 | 417,746 | 48 | 100,230 | 33 | 101,740 | 22 | 62,220 | 224 | 801,916 |
| 菅爾村 | 0 | 0 | 1 | 2,840 | 4 | 16,240 | 0 | 0 | 0 | 0 | 5 | 19,080 |
| 御杖村 | 0 | 0 | 53 | 122,380 | 23 | 50,370 | 7 | 11,520 | 0 | 0 | 83 | 184,270 |
| 高取町 | 0 | 0 | 30 | 52,480 | 25 | 62,560 | 13 | 23,580 | 1 | 870 | 69 | 139,490 |
| 明日香村 | 1 | 86,188 | 19 | 52,160 | 9 | 20,780 | 3 | 2,850 | 0 | 0 | 32 | 161,978 |
| 上牧町 | 0 | 0 | 74 | 135,430 | 18 | 46,910 | 37 | 43,210 | 11 | 20,720 | 140 | 246,270 |
| 王寺町 | 0 | 0 | 31 | 44,430 | 3 | 10,400 | 17 | 16,140 | 6 | 3,150 | 57 | 74,120 |
| 広陵町 | 5 | 191,120 | 178 | 548,080 | 48 | 97,180 | 73 | 177,580 | 24 | 265,860 | 328 | 1,279,820 |
| 河合町 | 0 | 0 | 42 | 66,570 | 15 | 40,360 | 28 | 53,100 | 0 | 0 | 85 | 160,030 |
| 吉野町 | 0 | 0 | 26 | 57,260 | 6 | 8,860 | 3 | 5,510 | 0 | 0 | 35 | 71,630 |
| 大淀町 | 6 | 141,731 | 160 | 401,110 | 30 | 69,800 | 80 | 264,600 | 0 | 0 | 276 | 877,241 |
| 下市町 | 2 | 69,800 | 21 | 135,470 | 24 | 61,960 | 2 | 3,590 | 0 | 0 | 49 | 270,820 |
| 黒滝村 | 0 | 0 | 4 | 11,490 | 3 | 3,660 | 1 | 930 | 0 | 0 | 8 | 16,080 |
| 天川村 | 0 | 0 | 0 | 0 | 0 | 0 | 0 | 0 | 0 | 0 | 0 | 0 |
| 野迫川村 | 0 | 0 | 0 | 0 | 0 | 0 | 0 | 0 | 0 | 0 | 0 | 0 |
| 十津川村 | 0 | 0 | 4 | 7,200 | 23 | 54,200 | 0 | 0 | 0 | 0 | 27 | 61,400 |
| 下北山村 | 0 | 0 | 0 | 0 | 0 | 0 | 0 | 0 | 0 | 0 | 0 | 0 |
| 上北山村 | 0 | 0 | 0 | 0 | 0 | 0 | 0 | 0 | 0 | 0 | 0 | 0 |
| 川上村 | 0 | 0 | 30 | 68,260 | 0 | 0 | 7 | 21,640 | 15 | 7,270 | 52 | 97,170 |
| 東吉野村 | 0 | 0 | 31 | 39,840 | 0 | 0 | 30 | 36,420 | 0 | 0 | 61 | 76,260 |
| 町村計 | 19 | 748,469 | 1,159 | 2,735,876 | 366 | 859,950 | 574 | 1,170,050 | 98 | 372,870 | 2,216 | 5,887,215 |
| 合計 | 73 | 3,188,502 | 5,093 | 11,141,086 | 1,508 | 4,001,650 | 2,600 | 6,008,400 | 348 | 1,039,290 | 9,622 | 25,378,928 |

5. ひとり親家庭等医療費助成事業支給実績（父子・通常償還分）

| 市町村名 | 医科 | | | | 歯科 | | 調剤 | | その他 | | 合計 | |
|-------|---------|---------|---------|---------|---------|---------|---------|---------|---------|---------|---------|-----------|
| | 入院 | | 入院外 | | 件数 件 | 金額 円 | 件数 件 | 金額 円 | 件数 件 | 金額 円 | 件数 件 | 金額 円 |
| | 件数 件 | 金額 円 | 件数 件 | 金額 円 | | | | | | | | |
| 奈良市 | 2 | 69,800 | 67 | 195,700 | 7 | 14,080 | 35 | 279,700 | 1 | 1,811 | 112 | 561,091 |
| 大和高田市 | 0 | 0 | 3 | 5,210 | 1 | 7,360 | 2 | 5,610 | 0 | 0 | 6 | 18,180 |
| 大和郡山市 | 0 | 0 | 10 | 35,061 | 0 | 0 | 5 | 16,590 | 0 | 0 | 15 | 51,651 |
| 天理市 | 0 | 0 | 7 | 22,220 | 2 | 6,820 | 1 | 590 | 1 | 3,729 | 11 | 33,359 |
| 橿原市 | 0 | 0 | 1 | 6,030 | 13 | 157,970 | 1 | 9,780 | 1 | 7,518 | 16 | 181,298 |
| 桜井市 | 0 | 0 | 13 | 41,800 | 14 | 18,070 | 8 | 7,570 | 0 | 0 | 35 | 67,440 |
| 五條市 | 2 | 28,540 | 35 | 73,380 | 3 | 4,670 | 27 | 118,290 | 1 | 916 | 68 | 225,796 |
| 御所市 | 0 | 0 | 2 | 1,470 | 0 | 0 | 1 | 630 | 0 | 0 | 3 | 2,100 |
| 生駒市 | 0 | 0 | 51 | 119,520 | 12 | 59,300 | 30 | 35,860 | 0 | 0 | 93 | 214,680 |
| 香芝市 | 0 | 0 | 2 | 2,330 | 0 | 0 | 0 | 0 | 0 | 0 | 2 | 2,330 |
| 葛城市 | 0 | 0 | 2 | 1,180 | 0 | 0 | 0 | 0 | 0 | 0 | 2 | 1,180 |
| 宇陀市 | 0 | 0 | 10 | 25,740 | 1 | 1,870 | 6 | 12,370 | 0 | 0 | 17 | 39,980 |
| 市計 | 4 | 98,340 | 203 | 529,641 | 53 | 270,140 | 116 | 486,990 | 4 | 13,974 | 380 | 1,399,085 |
| 山添村 | 0 | 0 | 12 | 13,080 | 1 | 1,000 | 9 | 14,250 | 0 | 0 | 22 | 28,330 |
| 平群町 | 0 | 0 | 4 | 9,810 | 0 | 0 | 0 | 0 | 0 | 0 | 4 | 9,810 |
| 三郷町 | 0 | 0 | 3 | 16,280 | 0 | 0 | 0 | 0 | 0 | 0 | 3 | 16,280 |
| 斑鳩町 | 0 | 0 | 0 | 0 | 0 | 0 | 0 | 0 | 0 | 0 | 0 | 0 |
| 安堵町 | 0 | 0 | 0 | 0 | 0 | 0 | 0 | 0 | 0 | 0 | 0 | 0 |
| 川西町 | 0 | 0 | 3 | 2,960 | 0 | 0 | 3 | 4,300 | 0 | 0 | 6 | 7,260 |
| 三宅町 | 0 | 0 | 1 | 1,360 | 0 | 0 | 0 | 0 | 0 | 0 | 1 | 1,360 |
| 田原本町 | 0 | 0 | 0 | 0 | 0 | 0 | 0 | 0 | 0 | 0 | 0 | 0 |
| 曽爾村 | 0 | 0 | 0 | 0 | 0 | 0 | 0 | 0 | 0 | 0 | 0 | 0 |
| 御杖村 | 0 | 0 | 1 | 350 | 0 | 0 | 0 | 0 | 0 | 0 | 1 | 350 |
| 高取町 | 0 | 0 | 0 | 0 | 7 | 25,130 | 0 | 0 | 0 | 0 | 7 | 25,130 |
| 明日香村 | 0 | 0 | 0 | 0 | 0 | 0 | 0 | 0 | 0 | 0 | 0 | 0 |
| 上牧町 | 0 | 0 | 0 | 0 | 0 | 0 | 0 | 0 | 0 | 0 | 0 | 0 |
| 王寺町 | 0 | 0 | 0 | 0 | 0 | 0 | 0 | 0 | 0 | 0 | 0 | 0 |
| 広陵町 | 0 | 0 | 0 | 0 | 0 | 0 | 0 | 0 | 0 | 0 | 0 | 0 |
| 河合町 | 0 | 0 | 0 | 0 | 0 | 0 | 0 | 0 | 0 | 0 | 0 | 0 |
| 吉野町 | 1 | 114,350 | 3 | 4,630 | 0 | 0 | 0 | 0 | 0 | 0 | 4 | 118,980 |
| 大淀町 | 0 | 0 | 0 | 0 | 0 | 0 | 0 | 0 | 0 | 0 | 0 | 0 |
| 下市町 | 0 | 0 | 0 | 0 | 0 | 0 | 0 | 0 | 0 | 0 | 0 | 0 |
| 黒滝村 | 0 | 0 | 0 | 0 | 0 | 0 | 0 | 0 | 0 | 0 | 0 | 0 |
| 天川村 | 0 | 0 | 0 | 0 | 0 | 0 | 0 | 0 | 0 | 0 | 0 | 0 |
| 野迫川村 | 0 | 0 | 0 | 0 | 0 | 0 | 0 | 0 | 0 | 0 | 0 | 0 |
| 十津川村 | 0 | 0 | 0 | 0 | 0 | 0 | 0 | 0 | 0 | 0 | 0 | 0 |
| 下北山村 | 0 | 0 | 0 | 0 | 0 | 0 | 0 | 0 | 0 | 0 | 0 | 0 |
| 上北山村 | 0 | 0 | 0 | 0 | 0 | 0 | 0 | 0 | 0 | 0 | 0 | 0 |
| 川上村 | 0 | 0 | 0 | 0 | 0 | 0 | 0 | 0 | 0 | 0 | 0 | 0 |
| 東吉野村 | 0 | 0 | 0 | 0 | 0 | 0 | 0 | 0 | 0 | 0 | 0 | 0 |
| 町村計 | 1 | 114,350 | 27 | 48,470 | 8 | 26,130 | 12 | 18,550 | 0 | 0 | 48 | 207,500 |
| 合計 | 5 | 212,690 | 230 | 578,111 | 61 | 296,270 | 128 | 505,540 | 4 | 13,974 | 428 | 1,606,585 |

1. 重度心身障害老人等医療費助成事業支給実績（合計）

| 市町村名 | 医科 | | | | 歯科 | | 調剤 | | その他 | | 合計 | | 戻入額 円 | 収入額 円 | 支弁額 円 |
|-------|---------|-------------|---------|-------------|---------|------------|---------|-------------|---------|------------|---------|-------------|----------|-----------|-------------|
| | 入院 | | 入院外 | | 件数 件 | 金額 円 | 件数 件 | 金額 円 | 件数 件 | 金額 円 | 件数 件 | 金額 円 | | | |
| | 件数 件 | 金額 円 | 件数 件 | 金額 円 | | | | | | | | | | | |
| 奈良市 | 4,869 | 99,409,394 | 46,122 | 98,605,765 | 7,057 | 9,444,402 | 25,514 | 41,132,899 | 3,168 | 6,520,585 | 86,730 | 255,113,045 | 88,197 | 0 | 255,024,848 |
| 大和高田市 | 1,120 | 21,799,466 | 7,119 | 14,103,404 | 1,008 | 1,239,921 | 5,918 | 10,385,207 | 626 | 942,096 | 15,791 | 48,470,094 | 18,585 | 2,298,797 | 46,152,712 |
| 大和郡山市 | 1,231 | 23,451,541 | 10,767 | 18,242,863 | 1,669 | 1,485,293 | 8,692 | 13,985,134 | 659 | 847,292 | 23,018 | 58,012,123 | 0 | 1,516,503 | 56,495,620 |
| 天理市 | 426 | 7,400,183 | 6,951 | 10,708,849 | 1,089 | 824,115 | 3,120 | 4,754,501 | 1,456 | 13,395,210 | 13,042 | 37,082,858 | 0 | 941,870 | 36,140,988 |
| 橿原市 | 1,046 | 18,900,119 | 11,568 | 18,723,395 | 1,507 | 1,299,107 | 6,714 | 10,321,061 | 4,869 | 19,277,901 | 25,704 | 68,521,583 | 0 | 0 | 68,521,583 |
| 桜井市 | 703 | 13,679,191 | 9,070 | 14,403,407 | 1,028 | 707,837 | 4,518 | 6,921,060 | 475 | 364,568 | 15,794 | 36,076,063 | 0 | 0 | 36,076,063 |
| 五條市 | 766 | 13,610,135 | 4,516 | 9,212,022 | 450 | 476,998 | 3,178 | 5,433,924 | 140 | 324,296 | 9,050 | 29,057,375 | 0 | 860,784 | 28,196,591 |
| 御所市 | 665 | 11,281,396 | 3,989 | 8,890,106 | 614 | 615,440 | 2,290 | 3,914,237 | 222 | 331,977 | 7,780 | 25,033,156 | 0 | 0 | 25,033,156 |
| 生駒市 | 1,138 | 21,272,756 | 7,792 | 19,352,478 | 1,208 | 1,457,809 | 6,358 | 9,769,788 | 490 | 1,109,583 | 16,986 | 52,962,414 | 0 | 0 | 52,962,414 |
| 香芝市 | 751 | 15,647,821 | 4,807 | 10,231,004 | 824 | 964,437 | 4,625 | 7,474,293 | 423 | 845,205 | 11,430 | 35,162,760 | 0 | 749,649 | 34,413,111 |
| 葛城市 | 536 | 12,338,953 | 3,518 | 7,263,049 | 505 | 574,612 | 2,838 | 4,260,494 | 328 | 110,609 | 7,725 | 24,547,717 | 0 | 455,358 | 24,092,359 |
| 宇陀市 | 547 | 10,345,302 | 5,765 | 5,369,857 | 786 | 539,611 | 3,120 | 5,229,372 | 243 | 205,502 | 10,461 | 21,689,644 | 0 | 0 | 21,689,644 |
| 市計 | 13,798 | 269,136,257 | 121,984 | 235,106,199 | 17,745 | 19,629,582 | 76,885 | 123,581,970 | 13,099 | 44,274,824 | 243,511 | 691,728,832 | 106,782 | 6,822,961 | 684,799,089 |
| 山添村 | 68 | 1,546,533 | 889 | 1,263,014 | 92 | 72,356 | 391 | 572,408 | 31 | 55,902 | 1,471 | 3,510,213 | 0 | 0 | 3,510,213 |
| 平群町 | 290 | 6,074,561 | 2,058 | 4,889,749 | 355 | 429,425 | 1,838 | 2,941,614 | 174 | 418,193 | 4,715 | 14,753,542 | 0 | 61,440 | 14,692,102 |
| 三郷町 | 411 | 8,072,424 | 2,270 | 4,826,760 | 441 | 422,629 | 2,318 | 3,667,461 | 167 | 288,785 | 5,607 | 17,278,059 | 0 | 15,172 | 17,262,887 |
| 斑鳩町 | 309 | 5,946,647 | 3,750 | 4,713,880 | 514 | 353,187 | 2,553 | 3,859,395 | 125 | 131,877 | 7,251 | 15,004,986 | 0 | 214,019 | 14,790,967 |
| 安堵町 | 78 | 1,061,851 | 777 | 1,465,700 | 117 | 158,127 | 732 | 1,180,715 | 115 | 303,565 | 1,819 | 4,169,958 | 135,380 | 0 | 4,034,578 |
| 川西町 | 94 | 1,889,127 | 789 | 1,650,547 | 102 | 134,384 | 394 | 636,311 | 38 | 53,852 | 1,417 | 4,364,221 | 0 | 103,700 | 4,260,521 |
| 三宅町 | 75 | 1,973,878 | 907 | 1,613,240 | 101 | 75,032 | 348 | 534,039 | 53 | 16,938 | 1,484 | 4,213,127 | 0 | 111,604 | 4,101,523 |
| 田原本町 | 381 | 7,470,180 | 4,116 | 7,658,173 | 547 | 456,219 | 1,214 | 1,812,436 | 213 | 209,815 | 6,471 | 17,606,823 | 0 | 0 | 17,606,823 |
| 曾爾村 | 31 | 528,023 | 344 | 535,058 | 32 | 35,939 | 138 | 199,879 | 0 | 0 | 545 | 1,298,899 | 0 | 0 | 1,298,899 |
| 御杖村 | 65 | 1,206,994 | 538 | 882,111 | 27 | 31,343 | 253 | 300,433 | 5 | 3,737 | 888 | 2,424,618 | 0 | 0 | 2,424,618 |
| 高取町 | 135 | 2,259,406 | 1,866 | 2,080,109 | 268 | 266,138 | 993 | 1,536,919 | 44 | 23,244 | 3,306 | 6,165,816 | 0 | 0 | 6,165,816 |
| 明日香村 | 92 | 2,526,056 | 792 | 971,066 | 169 | 161,863 | 578 | 1,015,303 | 38 | 80,429 | 1,669 | 4,754,717 | 0 | 34,731 | 4,719,986 |
| 上牧町 | 312 | 5,234,818 | 2,019 | 4,381,582 | 395 | 427,000 | 2,130 | 3,098,774 | 129 | 230,875 | 4,985 | 13,373,049 | 0 | 0 | 13,373,049 |
| 王寺町 | 299 | 6,873,760 | 2,061 | 4,241,411 | 396 | 469,141 | 1,838 | 3,143,226 | 177 | 253,369 | 4,771 | 14,980,907 | 0 | 0 | 14,980,907 |
| 広陵町 | 556 | 8,728,187 | 4,549 | 7,292,065 | 597 | 532,374 | 2,189 | 3,068,909 | 251 | 249,107 | 8,142 | 19,870,642 | 0 | 0 | 19,870,642 |
| 河合町 | 269 | 4,870,622 | 1,479 | 2,862,761 | 238 | 242,610 | 1,101 | 2,108,810 | 118 | 256,174 | 3,205 | 10,340,977 | 0 | 0 | 10,340,977 |
| 吉野町 | 190 | 3,557,159 | 1,416 | 3,038,790 | 176 | 168,143 | 585 | 1,091,290 | 62 | 84,346 | 2,429 | 7,939,728 | 0 | 279,484 | 7,660,244 |
| 大淀町 | 399 | 7,358,765 | 3,770 | 5,997,859 | 503 | 520,169 | 1,919 | 3,603,271 | 202 | △ 365,079 | 6,793 | 17,114,985 | 0 | 26,855 | 17,088,130 |
| 下市町 | 220 | 4,207,096 | 1,215 | 2,509,190 | 106 | 106,752 | 844 | 1,608,886 | 32 | 26,103 | 2,417 | 8,458,027 | 0 | 181,540 | 8,276,487 |
| 黒滝村 | 14 | 235,435 | 198 | 312,746 | 33 | 18,129 | 66 | 135,277 | 0 | 0 | 311 | 701,587 | 0 | 0 | 701,587 |
| 天川村 | 22 | 692,509 | 274 | 400,755 | 42 | 45,627 | 155 | 272,900 | 7 | 1,174 | 500 | 1,412,965 | 0 | 0 | 1,412,965 |
| 野迫川村 | 3 | 55,230 | 53 | 45,600 | 9 | 3,150 | 43 | 88,610 | 0 | 0 | 108 | 192,590 | 0 | 0 | 192,590 |
| 十津川村 | 60 | 1,046,111 | 687 | 1,300,307 | 76 | 104,686 | 288 | 520,565 | 67 | 128,044 | 1,178 | 3,099,713 | 0 | 0 | 3,099,713 |
| 下北山村 | 26 | 202,302 | 152 | 256,007 | 12 | 22,823 | 89 | 139,593 | 12 | 29,045 | 291 | 649,770 | 0 | 0 | 649,770 |
| 上北山村 | 9 | 143,722 | 63 | 92,244 | 3 | 2,015 | 17 | 25,169 | 2 | 449 | 94 | 263,599 | 0 | 0 | 263,599 |
| 川上村 | 60 | 694,307 | 275 | 620,475 | 13 | 13,550 | 80 | 169,447 | 2 | 135 | 430 | 1,497,914 | 0 | 0 | 1,497,914 |
| 東吉野村 | 39 | 582,644 | 472 | 566,256 | 39 | 24,686 | 188 | 304,965 | 0 | 0 | 738 | 1,478,551 | 0 | 0 | 1,478,551 |
| 町村計 | 4,507 | 85,038,347 | 37,779 | 66,467,455 | 5,403 | 5,297,497 | 23,282 | 37,636,605 | 2,064 | 2,480,079 | 73,035 | 196,919,983 | 135,380 | 1,028,545 | 195,756,058 |
| 合計 | 18,305 | 354,174,604 | 159,763 | 301,573,654 | 23,148 | 24,927,079 | 100,167 | 161,218,575 | 15,163 | 46,754,903 | 316,546 | 888,648,815 | 242,162 | 7,851,506 | 880,555,147 |

2. 重度心身障害老人等医療費助成事業支給実績（自動償還分）

| 市町村名 | 医科 | | | | 歯科 | | 調剤 | | その他 | | 合計 | |
|-------|---------|-------------|---------|-------------|---------|------------|---------|-------------|---------|------------|---------|-------------|
| | 入院 | | 入院外 | | 件数 件 | 金額 円 | 件数 件 | 金額 円 | 件数 件 | 金額 円 | 件数 件 | 金額 円 |
| | 件数 件 | 金額 円 | 件数 件 | 金額 円 | | | | | | | | |
| 奈良市 | 4,833 | 98,679,216 | 45,366 | 97,604,766 | 6,990 | 9,344,719 | 25,181 | 40,657,067 | 3,162 | 6,369,040 | 85,532 | 252,654,808 |
| 大和高田市 | 1,093 | 21,249,957 | 6,934 | 13,675,627 | 970 | 1,185,428 | 5,820 | 10,178,035 | 600 | 908,133 | 15,417 | 47,197,180 |
| 大和郡山市 | 1,229 | 23,432,330 | 10,725 | 18,202,007 | 1,663 | 1,479,547 | 8,653 | 13,942,783 | 659 | 847,292 | 22,929 | 57,903,959 |
| 天理市 | 426 | 7,400,183 | 6,866 | 10,653,661 | 1,078 | 823,300 | 3,046 | 4,685,985 | 1,455 | 13,389,062 | 12,871 | 36,952,191 |
| 橿原市 | 1,046 | 18,900,119 | 11,568 | 18,723,395 | 1,507 | 1,299,107 | 6,714 | 10,321,061 | 4,869 | 19,277,901 | 25,704 | 68,521,583 |
| 桜井市 | 703 | 13,679,191 | 9,070 | 14,403,407 | 1,028 | 707,837 | 4,518 | 6,921,060 | 475 | 364,568 | 15,794 | 36,076,063 |
| 五條市 | 757 | 13,298,705 | 4,457 | 9,140,743 | 449 | 476,208 | 3,169 | 5,417,224 | 140 | 324,296 | 8,972 | 28,657,176 |
| 御所市 | 656 | 11,008,249 | 3,954 | 8,804,790 | 612 | 614,520 | 2,273 | 3,853,825 | 221 | 325,991 | 7,716 | 24,607,375 |
| 生駒市 | 1,129 | 21,136,192 | 7,739 | 19,252,496 | 1,205 | 1,453,621 | 6,290 | 9,653,121 | 488 | 1,102,457 | 16,851 | 52,597,887 |
| 香芝市 | 730 | 14,947,098 | 4,671 | 9,889,958 | 805 | 941,319 | 4,542 | 7,291,019 | 421 | 839,058 | 11,169 | 33,908,452 |
| 葛城市 | 525 | 12,079,452 | 3,465 | 7,017,239 | 503 | 573,714 | 2,815 | 4,190,597 | 255 | 549,236 | 7,563 | 24,410,238 |
| 宇陀市 | 544 | 10,235,722 | 5,728 | 5,328,975 | 780 | 537,538 | 3,087 | 5,196,767 | 242 | 203,429 | 10,381 | 21,502,431 |
| 市 計 | 13,671 | 266,046,414 | 120,543 | 232,697,064 | 17,590 | 19,436,858 | 76,108 | 122,308,544 | 12,987 | 44,500,463 | 240,899 | 684,989,343 |
| 山添村 | 68 | 1,546,533 | 889 | 1,263,014 | 92 | 72,356 | 391 | 572,408 | 31 | 55,902 | 1,471 | 3,510,213 |
| 平群町 | 290 | 6,074,561 | 2,052 | 4,884,080 | 354 | 429,153 | 1,834 | 2,916,939 | 174 | 418,193 | 4,704 | 14,722,926 |
| 三郷町 | 411 | 8,072,424 | 2,266 | 4,823,190 | 441 | 422,629 | 2,309 | 3,636,541 | 167 | 288,785 | 5,594 | 17,243,569 |
| 斑鳩町 | 289 | 5,606,396 | 3,615 | 4,612,067 | 496 | 334,177 | 2,478 | 3,703,352 | 125 | 131,877 | 7,003 | 14,387,869 |
| 安堵町 | 78 | 1,061,851 | 772 | 1,408,200 | 117 | 158,127 | 727 | 1,149,655 | 113 | 215,299 | 1,807 | 3,993,132 |
| 川西町 | 94 | 1,889,127 | 789 | 1,650,547 | 102 | 134,384 | 394 | 636,311 | 38 | 53,852 | 1,417 | 4,364,221 |
| 三宅町 | 75 | 1,973,878 | 903 | 1,613,065 | 100 | 74,972 | 344 | 533,545 | 53 | 16,938 | 1,475 | 4,212,398 |
| 田原本町 | 371 | 7,350,230 | 4,057 | 7,569,045 | 541 | 449,011 | 1,189 | 1,773,005 | 212 | 209,748 | 6,370 | 17,351,039 |
| 曾爾村 | 31 | 528,023 | 344 | 535,058 | 32 | 35,939 | 138 | 199,879 | 0 | 0 | 545 | 1,298,899 |
| 御杖村 | 63 | 1,203,994 | 523 | 863,007 | 26 | 30,687 | 249 | 296,207 | 5 | 3,737 | 866 | 2,397,632 |
| 高取町 | 117 | 1,971,673 | 1,458 | 1,858,976 | 221 | 235,510 | 781 | 1,241,912 | 44 | 23,244 | 2,621 | 5,331,315 |
| 明日香村 | 92 | 2,526,056 | 788 | 960,692 | 168 | 151,943 | 577 | 1,007,643 | 38 | 80,429 | 1,663 | 4,726,763 |
| 上牧町 | 305 | 5,090,816 | 1,993 | 4,348,032 | 389 | 420,797 | 2,085 | 3,016,517 | 128 | 229,865 | 4,900 | 13,106,027 |
| 王寺町 | 298 | 6,829,860 | 2,057 | 4,239,428 | 396 | 469,141 | 1,832 | 3,134,275 | 177 | 253,369 | 4,760 | 14,926,073 |
| 広陵町 | 550 | 8,582,687 | 4,534 | 7,286,175 | 595 | 526,997 | 2,176 | 3,051,712 | 251 | 249,107 | 8,106 | 19,696,678 |
| 河合町 | 263 | 4,772,692 | 1,440 | 2,782,533 | 238 | 242,610 | 1,096 | 2,099,065 | 118 | 256,174 | 3,155 | 10,153,074 |
| 吉野町 | 188 | 3,529,809 | 1,415 | 3,035,430 | 176 | 168,143 | 585 | 1,091,290 | 62 | 84,346 | 2,426 | 7,909,018 |
| 大淀町 | 399 | 7,358,765 | 3,770 | 5,997,859 | 503 | 520,169 | 1,919 | 3,603,271 | 202 | △ 365,079 | 6,793 | 17,114,985 |
| 下市町 | 220 | 4,207,096 | 1,214 | 2,506,791 | 106 | 106,752 | 841 | 1,575,736 | 32 | 26,103 | 2,413 | 8,422,478 |
| 黒滝村 | 14 | 235,435 | 198 | 312,746 | 33 | 18,129 | 66 | 135,277 | 0 | 0 | 311 | 701,587 |
| 天川村 | 22 | 692,509 | 274 | 400,755 | 42 | 45,627 | 155 | 272,900 | 7 | 1,174 | 500 | 1,412,965 |
| 野迫川村 | 3 | 55,230 | 53 | 45,600 | 9 | 3,150 | 43 | 88,610 | 0 | 0 | 108 | 192,590 |
| 十津川村 | 47 | 762,211 | 668 | 1,244,913 | 76 | 104,686 | 275 | 506,218 | 67 | 128,044 | 1,133 | 2,746,072 |
| 下北山村 | 26 | 202,302 | 152 | 256,007 | 12 | 22,823 | 89 | 139,593 | 12 | 29,045 | 291 | 649,770 |
| 上北山村 | 9 | 143,722 | 63 | 92,244 | 3 | 2,015 | 17 | 25,169 | 2 | 449 | 94 | 263,599 |
| 川上村 | 60 | 694,307 | 275 | 620,475 | 13 | 13,550 | 80 | 169,447 | 2 | 135 | 430 | 1,497,914 |
| 東吉野村 | 39 | 582,644 | 472 | 566,256 | 39 | 24,686 | 188 | 304,965 | 0 | 0 | 738 | 1,478,551 |
| 町村計 | 4,422 | 83,544,831 | 37,034 | 65,776,185 | 5,320 | 5,218,163 | 22,858 | 36,881,442 | 2,060 | 2,390,736 | 71,694 | 193,811,357 |
| 合 計 | 18,093 | 349,591,245 | 157,577 | 298,473,249 | 22,910 | 24,655,021 | 98,966 | 159,189,986 | 15,047 | 46,891,199 | 312,593 | 878,800,700 |

3. 重度心身障害老人等医療費助成事業支給実績（通常償還分）

| 市町村名 | 医科 | | | | 歯科 | | 調剤 | | その他 | | 合計 | |
|-------|---------|-----------|---------|-----------|---------|---------|---------|-----------|---------|-----------|---------|-----------|
| | 入院 | | 入院外 | | 件数 件 | 金額 円 | 件数 件 | 金額 円 | 件数 件 | 金額 円 | 件数 件 | 金額 円 |
| | 件数 件 | 金額 円 | 件数 件 | 金額 円 | | | | | | | | |
| 奈良市 | 36 | 730,178 | 756 | 1,000,999 | 67 | 99,683 | 333 | 475,832 | 6 | 151,545 | 1,198 | 2,458,237 |
| 大和高田市 | 27 | 549,509 | 185 | 427,777 | 38 | 54,493 | 98 | 207,172 | 26 | 33,963 | 374 | 1,272,914 |
| 大和郡山市 | 2 | 19,211 | 42 | 40,856 | 6 | 5,746 | 39 | 42,351 | 0 | 0 | 89 | 108,164 |
| 天理市 | 0 | 0 | 85 | 55,188 | 11 | 815 | 74 | 68,516 | 1 | 6,148 | 171 | 130,667 |
| 橿原市 | 0 | 0 | 0 | 0 | 0 | 0 | 0 | 0 | 0 | 0 | 0 | 0 |
| 桜井市 | 0 | 0 | 0 | 0 | 0 | 0 | 0 | 0 | 0 | 0 | 0 | 0 |
| 五條市 | 9 | 311,430 | 59 | 71,279 | 1 | 790 | 9 | 16,700 | 0 | 0 | 78 | 400,199 |
| 御所市 | 9 | 273,147 | 35 | 85,316 | 2 | 920 | 17 | 60,412 | 1 | 5,986 | 64 | 425,781 |
| 生駒市 | 9 | 136,564 | 53 | 99,982 | 3 | 4,188 | 68 | 116,667 | 2 | 7,126 | 135 | 364,527 |
| 香芝市 | 21 | 700,723 | 136 | 341,046 | 19 | 23,118 | 83 | 183,274 | 2 | 6,147 | 261 | 1,254,308 |
| 葛城市 | 11 | 259,501 | 53 | 245,810 | 2 | 898 | 23 | 69,897 | 73 | △ 438,627 | 162 | 137,479 |
| 宇陀市 | 3 | 109,580 | 37 | 40,882 | 6 | 2,073 | 33 | 32,605 | 1 | 2,073 | 80 | 187,213 |
| 市計 | 127 | 3,089,843 | 1,441 | 2,409,135 | 155 | 192,724 | 777 | 1,273,426 | 112 | △ 225,639 | 2,612 | 6,739,489 |
| 山添村 | 0 | 0 | 0 | 0 | 0 | 0 | 0 | 0 | 0 | 0 | 0 | 0 |
| 平群町 | 0 | 0 | 6 | 5,669 | 1 | 272 | 4 | 24,675 | 0 | 0 | 11 | 30,616 |
| 三郷町 | 0 | 0 | 4 | 3,570 | 0 | 0 | 9 | 30,920 | 0 | 0 | 13 | 34,490 |
| 斑鳩町 | 20 | 340,251 | 135 | 101,813 | 18 | 19,010 | 75 | 156,043 | 0 | 0 | 248 | 617,117 |
| 安堵町 | 0 | 0 | 5 | 57,500 | 0 | 0 | 5 | 31,060 | 2 | 88,266 | 12 | 176,826 |
| 川西町 | 0 | 0 | 0 | 0 | 0 | 0 | 0 | 0 | 0 | 0 | 0 | 0 |
| 三宅町 | 0 | 0 | 4 | 175 | 1 | 60 | 4 | 494 | 0 | 0 | 9 | 729 |
| 田原本町 | 10 | 119,950 | 59 | 89,128 | 6 | 7,208 | 25 | 39,431 | 1 | 67 | 101 | 255,784 |
| 曽爾村 | 0 | 0 | 0 | 0 | 0 | 0 | 0 | 0 | 0 | 0 | 0 | 0 |
| 御杖村 | 2 | 3,000 | 15 | 19,104 | 1 | 656 | 4 | 4,226 | 0 | 0 | 22 | 26,986 |
| 高取町 | 18 | 287,733 | 408 | 221,133 | 47 | 30,628 | 212 | 295,007 | 0 | 0 | 685 | 834,501 |
| 明日香村 | 0 | 0 | 4 | 10,374 | 1 | 9,920 | 1 | 7,660 | 0 | 0 | 6 | 27,954 |
| 上牧町 | 7 | 144,002 | 26 | 33,550 | 6 | 6,203 | 45 | 82,257 | 1 | 1,010 | 85 | 267,022 |
| 王寺町 | 1 | 43,900 | 4 | 1,983 | 0 | 0 | 6 | 8,951 | 0 | 0 | 11 | 54,834 |
| 広陵町 | 6 | 145,500 | 15 | 5,890 | 2 | 5,377 | 13 | 17,197 | 0 | 0 | 36 | 173,964 |
| 河合町 | 6 | 97,930 | 39 | 80,228 | 0 | 0 | 5 | 9,745 | 0 | 0 | 50 | 187,903 |
| 吉野町 | 2 | 27,350 | 1 | 3,360 | 0 | 0 | 0 | 0 | 0 | 0 | 3 | 30,710 |
| 大淀町 | 0 | 0 | 0 | 0 | 0 | 0 | 0 | 0 | 0 | 0 | 0 | 0 |
| 下市町 | 0 | 0 | 1 | 2,399 | 0 | 0 | 3 | 33,150 | 0 | 0 | 4 | 35,549 |
| 黒滝村 | 0 | 0 | 0 | 0 | 0 | 0 | 0 | 0 | 0 | 0 | 0 | 0 |
| 天川村 | 0 | 0 | 0 | 0 | 0 | 0 | 0 | 0 | 0 | 0 | 0 | 0 |
| 野迫川村 | 0 | 0 | 0 | 0 | 0 | 0 | 0 | 0 | 0 | 0 | 0 | 0 |
| 十津川村 | 13 | 283,900 | 19 | 55,394 | 0 | 0 | 13 | 14,347 | 0 | 0 | 45 | 353,641 |
| 下北山村 | 0 | 0 | 0 | 0 | 0 | 0 | 0 | 0 | 0 | 0 | 0 | 0 |
| 上北山村 | 0 | 0 | 0 | 0 | 0 | 0 | 0 | 0 | 0 | 0 | 0 | 0 |
| 川上村 | 0 | 0 | 0 | 0 | 0 | 0 | 0 | 0 | 0 | 0 | 0 | 0 |
| 東吉野村 | 0 | 0 | 0 | 0 | 0 | 0 | 0 | 0 | 0 | 0 | 0 | 0 |
| 町村計 | 85 | 1,493,516 | 745 | 691,270 | 83 | 79,334 | 424 | 755,163 | 4 | 89,343 | 1,341 | 3,108,626 |
| 合計 | 212 | 4,583,359 | 2,186 | 3,100,405 | 238 | 272,058 | 1,201 | 2,028,589 | 116 | △ 136,296 | 3,953 | 9,848,115 |